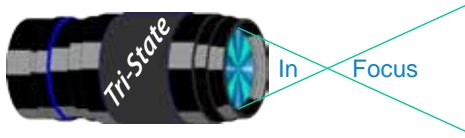


**Original - lightened a bit.**

**Heavily processed using Topaz & Photo matics software.** *"While the colors and textures come out - I don't like it!"*

**1800's Refrigerator & Pantry  
by Donna Loughry.**

**Canon XSI - f4.5 1/60, Exp Comp -1, ISO 1600**



## On the Cover

### PSA versus TSPS PDI Display - Part 2

#### Keeping The PSA Image Sizing In Mind, How Can We Increase Our Standings In The PSA Interclub Competition?

Because I had to set up the PSA BOB Show for projection on my laptop, I have seen the PSA BOB slide show more than once.

##### Here are my observations:

1. There were a larger proportion of horizontal images than vertical images. (*Wasn't this to be expected under PSA rules?*)
2. There were quite a few HDR images - there were many more high dynamic range images than I expected. (*Is this something, as a club, we want to learn to do?*)
3. Based on what I know of the current state of photography, it seemed to me that a lot of the images were heavily photoshopped, topazed etc. ergo – digitally boosted or enhanced. I felt most of them did not look natural even though they were very beautiful! There was a lot of boosted saturation, high contrast and sharpening as well as other creative processing. All of which is allowed under PSA guidelines in Pictorial.
4. I would be willing to bet the winning gold medal image was heavily “globally” processed - allowable in the PSA Nature division guidelines. Did it look natural? To me - not really! But, photographers/people loved them enough to vote for them. And I think that is what was important to the people voting on these images.

##### What can we do?

Yes, we can go through all of the images and resize them for PSA. This would have to be done on about 100 print(formal and informal) images - some horizontal and some vertical. That's in addition to the PDIs and the about 80 professionally scanned Slides. The total number of End of the Year images entered was 295. Even in the best of times, that would be a job our current representative to PSA! *But, I'm not so sure that would boost our standings.*

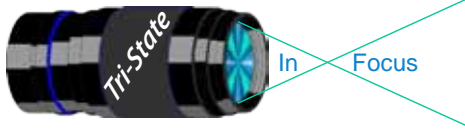
##### What would boost our PSA Interclub competition standings?

1. Our club seems to like vibrant/colorful images with the color red in the main item of interest. In the PSA BOB images while red was certainly there, it was not as prevalent. It did seem that all of the images were very colorful. Although the color saturation seemed greater. I doubt this is an issue for our club images that place fairly high in our club competitions.
2. The ones that placed the highest in the PSA BOB images, were the ones with the backgrounds blurred out to almost a solid color or to white. Remember the best of show image of the bird and the twigs? *This may be something we need to work on i.e. the relationship of depth of field, aperture and distance.*
3. The PSA BOB images were all “tack sharp.” Not all of our club's images are always that way. Those that are "tack sharp," do not always place very high – not sure why. I have always been told that “tack-sharp” is the foremost pre-requisite for the beginning of a good image and yes, I'll admit it, it is something I have trouble with. (*I'm not the most steady at hand holding.*)
4. The composition of the PSA BOB images was fantastic. Ours are not always that way. *Something else we may need to work on?*

If you are interested in viewing the files again, contact me as I have the CD or I can tell who has it. You can then make up your own mind after seeing them again.

Keep in mind these are my opinions. I accept that you may not agree with me. And *that* is what creates learning opportunities for all of us.

*Donna*



**TRI-STATE PHOTOGRAPHIC SOCIETY  
YEAR-END COMPETITION  
2011 CATEGORY WINNERS  
TYRO SLIDES**

**Photographer Tyro Pictorial Slide**  
1 Katherine Miller City Girl

**Photographer Tyro Nature Slide**  
1 Steve Conrad Snow on the Cliff  
2 Steve Conrad El Capitan

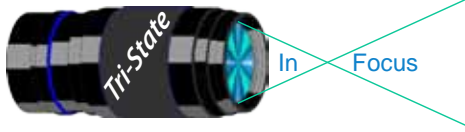
**ACCOMPLISHED SLIDES**

<b>Photographer</b>	<b>Pictorial Slides</b>
1 Miriam Jennings	2 Swans
2 Miriam Jennings	Secluded Barn
3 Maurice Jennings	Orange
4 John Deering	Tenderness
5 Dale Voelker	Frosty Morning
6 Maurice Jennings	Pull Tab
HM Dale Voelker	Aah-ooo
HM Maurice Jennings	Color

<b>Photographer</b>	<b>Nature Slides</b>
1 Garry Walter	White Tail Fawn
2 Maurice Jennings	3 Water Drops
3 Maurice Jennings	Lighting Owsley Fork
4 Maurice Jennings	Princess Falls
5 Garry Walter	My Little Red Shrimp
6 Wilda Everman	Seed Pod
HM Margaret Jones	Day is Done
HM Maurice Jennings	Sunrise in Smokies

**TYRO PDI**

<b>Photographer</b>	<b>Pictorial Prints</b>	<b>Photographer</b>	<b>Nature Prints</b>
1 Ron Elkins	Town Square, Oranjested	Keith Robinson	Spring Peeper
2 Keith Robinson	Monkey Island Falls	Robbie Kempf	Ault Park Butterfly
3 John Mullins	Detroit	Ron Elkins	Great Miami River
4		Keith Robinson	Fallsville Falls
5		Robbie Kempf	Two Turtles



## TSPS 2011 AWARDS - Continued

### ACCOMPLISHED PDI

	<b>Photographer</b>	<b>Pictorial Prints</b>	<b>Photographer</b>	<b>Nature Prints</b>
1	Bob Ihrig	Aunt Becky's Window	Maurice Jennings	Sticking With It
2	Mark Kraus	Female Redwing	Bob Ihrig	Maple and Moss
3	Mark Kraus	Marblehead Sunset	Jerry Carpenter	Red Beans, No Rice
4	Wilda Everman	Butter Flower	John Kubler	Dandelion
5	John Kubler	Reaching for the Sky	Bob Ihrig	Storm Clouds and Sand Dunes
6	Jerry Carpenter	Solitude	John Kubler	Rain in Sight
HM	Trudy Flowers	Good Shephard Church at Lake Tekapi	Dan Thompson	Into the Night
HM	Nelson Charette	Ready for My Closeup	Wilda Everman	Watching over the Sleepy Heads

### TYRO INFORMAL PRINTS

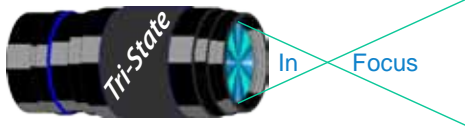
	<b>Photographer</b>	<b>Pictorial Prints</b>	<b>Photographer</b>	<b>Nature Prints</b>
1	Ron Elkins	Paradise	Ron Elkins	Just Hanging Around
2	Ron Elkins	Where's the Fire Truck?	Katherine Miller	Fern on Banyon Knees
3	Katherine Miller	View through the Window	Pete Reeme	Tetons
4	Katherine Miller	Orchid	Katherine Miller	American Kestrel
5			Ron Elkins	Jim Dandy

### ACCOMPLISHED INFORMAL PRINTS

	<b>Photographer</b>	<b>Pictorial Prints</b>	<b>Photographer</b>	<b>Nature Prints</b>
1	Bob Ihrig	Casablanca	Mark Kraus	Breakfast
2	Bob Ihrig	Rich Mountain Road	Mark Kraus	Snowbound
3	John Kubler	Medicine for the Soul	John Kubler	Swallowtail
4	Mark Kraus	Alvin	John Kubler	Thinking
5	Richard Jones	Attending to the Mail	Bob Ihrig	Your Roots are Showing
6	Margaret Jones	Antique Bike & Rider	Margaret Jones	Roseate Spoonbill in Flight
HM	Margaret Jones	1920's Carousel Horse	John Kubler	Badlands N.P.
HM	John Kubler	Gatlinburg – Water Fountain	Bob Ihrig	Big Thompson

### TYRO FORMAL PRINTS-- COLOR

	<b>Photographer</b>	<b>Nature Prints</b>
1	Ron Elkins	Rt 48 Waterfall



---

## TSPS 2011 AWARDS - Continued

### ACCOMPLISHED FORMAL PRINTS-- COLOR

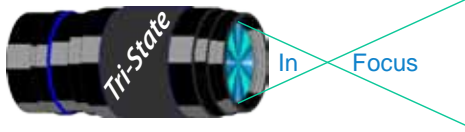
	<b>Photographer</b>	<b>Pictorial Prints</b>	<b>Photographer</b>	<b>Nature Prints</b>
1	Nelson Charette	Cades Cove Tree	Richard Jones	Snowy egret in Breeding Plumage
2	John Kubler	Lincoln's Boyhood Cabin	Mark Kraus	Male Black
3	Margaret Jones	Heart-Shaped Face	Don Wiedeman	Scimitar-Horned Oryx
4	Dale Voelker	Cades Cove Pasture	Margaret Jones	Display of Dominance
5	Richard Jones	Eastern Meadowlark on Fence	Richard Jones	Could you Come back after I finish dinner
6	John Deering	Emma	Dale Voelker	Roaring Fork #2
HM	John Kubler	San Ildefonso Pueblo	Margaret Jones	Canada Lily – A Kentucky Wildflower
HM	Richard Jones	Suspension Bridge	Jan McBreen	Waiting for My Nails to Dry

### ACCOMPLISHED FORMAL PRINTS--BLACK & WHITE

	<b>Photographer</b>	<b>Pictorial Prints</b>
1	Bob Ihrig	Impending Storm
2	Bob Ihrig	Hair
3	Donna Loughry	Dexter Mausoleum
4	Trudy Flowers	Columns
5	Bob Ihrig	Aspen Trees in the Snow
6	Trudy Flowers	Windswept Sentry
HM	John Deering	The Kissing Bridge

**Bill West Memorial Critter Award Winner— Mark Kraus for “Male Black”**





## TSPS 2011 AWARDS - Continued

Tyro Pictorial Photographer of the Year  
Tyro Nature Photographer of the Year  
Tyro Overall Photographer of the Year  
Accomplished Pictorial Photographer of the Year  
Accomplished Nature Photographer of the Year  
Accomplished Overall Photographers of the Year

Robbie Kempf  
Robbie Kempf  
Robbie Kempf  
John Kubler  
Miriam Jennings  
Maurice & Miriam Jennings



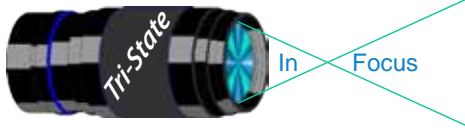
Tyro Photographer of the Year Robbie Kempf with Margaret Jones, 2012 President.



John Kubler  
Accomplished Pictorial Photographer of the year.



Miriam & Maurice Jennings  
Tied - Accomplished Photographers of the year.



### TSPS 2011 AWARDS - Continued

#### PICTORIAL


Plaque	75 points	Robbie Kempf Miriam Jennings Jane McBreen
--------	-----------	-------------------------------------------------

Plates	150 points	Nancy Beers Trudy Flowers Becky Kempf Donna Loughry
	300 points	Katherine Miller
	500 points	Jerry Carpenter John Deering Richard Jones
	750 points	Dale Voelker

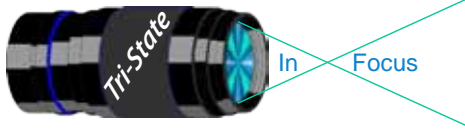
#### NATURE

Plaque with 75 points		Robbie Kempf Miriam Jennings Jane McBreen
Plates	150 points	Nancy Beers Bob Ebersole Trudy Flowers Maurice Jennings Miriam Jennings Becky Kempf
	500 points	Margaret Jones
	1000 points	Bob Ihrig

President's Award – Wilda Everman



Bob Ihrig (member of the 2011 Presidential team)  
Wilda Everman - Presidents Award  
Thank you Wilda!



## How to Prepare An Image For Pdi Display.

Many people have asked over and over again “How do I make my image ready for PDI competition?” This is a description of how I do it which seems to be successful for me.

We all have our favorite way of processing our images - from shooting jpegs to shooting in raw files and making some adjustments ourselves. Note that, *if the image you took is bad, no amount of making adjustments will fix it.* That said, when we display an image, the amount of light, color & contrast falls off depending on the distance between the projector and the wall due to the light scatter in the air amongst other issues. Figure the distance between the projector and the wall, is about 10-15 feet.

On my computer with it's monitor, I prepare my image to my satisfaction. Everyone has their own way of preparing/correcting/editing their images with their favorite software. You can adjust these steps to fit the software you use. Note: Step 4 is an optional step that I use for my computer. The rest of the steps are pretty general.

- 1) **Backup.** Save the image as a PSD file at full size so you can redo the entry file as needed.
- 2) Because I use layers in processing my image, I flatten the image and make sure that it still looks good.
- 3) **Resize the image.** In *Photoshop*
  1. (image/image size), in “pixel dimensions”
  2. set the longest side to 750 pixels.
  3. The shorter size should automatically adjust to less than 750 pixels.In *Photoshop Elements*:
  1. Open the image to be re-sized
  2. Image>Resize>Image Size
  3. A box will open - The top two boxes will show the image size in pixels.
  4. Change the largest size to 750.
  5. If the Resample box is checked at the bottom all other adjustments will automatically adjust.
  - \* Review the image to make sure it looks good

- 4) (*My optional step*) This next step may or may not need to be done with your image. But, I have found with my computer that if what is on my screen is already dark I may not need to do anything. Otherwise, I darken a light image by using a gamma setting of about .90. This is not much of a change but it has kept my images from looking dull and lifeless when projected.
- 5) **Save as a JPG.** I save the image file as a JPG file with baseline “standard” and a quality of 12 (maximum – least amount of JPG compression). JPG files are compressed by nature – you want the least amount.
  - \* Remember - you can only open and save a Jpeg file 6 times before you notice pixelation and degradation of image quality.
  - \* For the best display, I avoid opening and saving the Jpeg file after this point. If I need to make a correction at this point, I go back to my pre-jpg file to make the correction and then resave it as a jpg.
  - \* Yes, the JPG is significantly smaller than your original file. But it is the correct size for sending to Jerry Fritsch for your competition entry.
- 6) **Review your image at 100%.** Photoshop Hint: Double click the magnifying glass in the tool bar to get 100% magnification. This is what will be displayed.

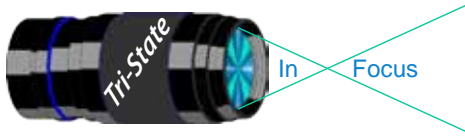
After following this procedure, you have a file that should be ready for PDI display. Send it as an attachment with title to Jerry Fritsch by Thursday Midnight before the Friday meeting.

I hope this helps everyone with the process. If you have any questions, feel free to ask.

*Donna*

*Thanks for Bob Ihrig for the Photoshop Elements instructions.*





## Photographics Opportunities for 2012

There are always lots of events going on in the Tri-State area. Many of these events can be excellent opportunities for photography.

Once again I will be looking up future events for the year 2012 for posting in this newsletter and on the website. If you know of additional events for 2012, please let me know so I can list them.

### Krohn Conservatory

(note may be closed on Mondays except during the Butterfly Exhibit)

#### Butterfly Exhibit "On the Wings of Harmony"

Apr. 21 – June 24, 2011 .

**Photography Photo Nights** are \$10, 5:30 to 7:30 PM on the following Mondays and Fridays:

April 23 & 30, May 4 & 7, May 7 & 11, May 18 & 21, May 25 & Jun 1.

**Fall Show "Your Botannical Bliss"** 9/08 thur 10/18

**Holiday Show "Trains, Trestles and Traditions"** 11/17 thru 1/1/2013

Website: [www.cincyparks.com/krohn-conservatory/](http://www.cincyparks.com/krohn-conservatory/)

**No tripods in the Butterfly Exhibit.** Too many people and close quarters. Check out the special dates & times for photographers. **Also note**, you may be asked to put your tripod away if there are too many people.

### Cincinnati ZOO

**ZOO Blooms** April, 2012.

**ZOO Babies** May, 2012.

**PNC Festival of Lights** Nov 23, 2012 - Jan 1, 2013.

Website: [www.cincinnati-zoo.org](http://www.cincinnati-zoo.org)

### Nature Photographers -

If you know of specific or general times and places to photograph migratory wildlife/birds etc. please share the specifics and I will post them here.

Please e-mail the information to [dloughry@fuse.net](mailto:dloughry@fuse.net).

*Donna*

### Cincinnati Museum Center

**Pompeii** - Opens in March 2012 (\$\$)

Note - You can not take photographs of these special exhibits but you can take them elsewhere – including the fascinating Rotunda.

You can take also take pictures in the following permanent venues:

**Cincinnati History Museum** (\$\$)

**Museum of Natural History and Science** (\$\$)

**Duke Energy Children's Museum** - remember to get permission if they are not your children. (\$\$)

**Holiday Junction Train Exhibit** in December 2012.

Open Mon-Sat 10AM to 5 PM & Sun 11-6 PM

Parking is \$6.00 per vehicle.

Website: [www.cincymuseum.org](http://www.cincymuseum.org)

### Newport Aquarium

I've heard that Mighty Mike is back!

Website: [www.newportaquarium.com](http://www.newportaquarium.com)

### Mainstrasse Village

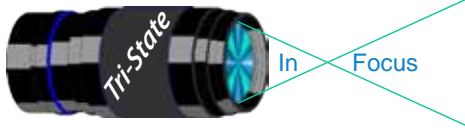
**Maifest** – May 18,19 & 20

**Goettafest** – June 15,16 & 17

**Oktoberfest** – Sept 7,8 & 9

Check website for exact dates.

Website: [www.mainstrasse.org](http://www.mainstrasse.org)



---

## Photographics Opportunities for 2012 - cont.

### Appalachian Festival

42st Annual Festival ???? at Coney Island  
Planning 2012 events please check their webiste  
*Website: www.appalachianfestival.org*

### Sharonville Antique and Classic Car Show

April 25, 2011 - still in planning stages

### Sailboat Regattas.

Cowan Lake near Wilmington - Planning 2012 events please check their website. Most weekends they have Regattas(Racing Sailboats). It is customary to begin the race between 10 and noon and end about 4 PM.

*Website: www.clsa.us/schedule\_of\_events.htm.*

### Paddlefest/Peddelfest

#### 11th Annual Paddlefest

June 21-23, 2011

Canoes on the Ohio on Saturday morning about 9 to noon.

All Ohio River traffic is halted for a once a year trip for Canoes and Kayaks on the Ohio River. They start about 8:45 AM just down river from Coney Island and finish at the Public Landing about Noon. There will also be races at the Surpentine Wall from 11:30 to 12:30.

In addition to Canoes & Kayaks a bicycle ride is being included. See website for details

*Website: www.ohioriverway.org.*

### U.S. Bank Derby Festival Great Balloon Glow.

Kentucky Exposition Center, Louisville, KY.

April 27, 2012, Open 6 PM - Balloon Glow at 9 PM.

*Website: www.kdf.org/events-US-Bank-Derby-Festival-Great-Balloon-Glow.html*

### World Peace Bell

425 York St., Newport, KY. Visitor's center open M-F 10-4.

### Historic Riverside Drive

Has River views, Historic houses and sculptures as well as views of Cincinnati across the river.

### St. Mary's Cathedral of the Basilica.

Mon-Fri. 10 to 4 PM – no tours during Mass at 10 AM

*Website: www.cincinnatiusa.com/attractions/detail.asp?AttractionID=81*

### Cincinnati Art Museum

Open Tuesday through Sunday, 11 a.m. to 5 p.m.

Closed Mondays, Thanksgiving, Christmas, New Year's Eve, New Year's Day, Martin Luther King Jr. Day, Presidents Day, Memorial Day, Fourth of July, and Labor Day.

No tripods and not in special exhibits. (\$ for parking)

*Website: www.cincinnatiartmuseum.org*

#### From their website:


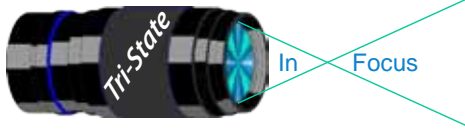
##### "Photography

You are welcome to photograph and videotape in the permanent collection galleries, but lights or tripods are not permitted. Photography of temporary exhibitions, works on loan, works created after 1978, or works by living artists is not permitted.

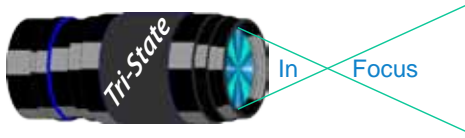
##### Sketching and Copying

You are welcome to sketch with dry media.

Copyists working with wet media may obtain a free permit at the Visitor Services Desk. Sketching and copying are not permitted of temporary exhibitions, works on loan, works by living artists, or works created after 1978."



This is the image used to calibrate the Projector for PDI images. *(Note - do not use this image in the newsletter as it has been enlarged and therefore degraded.)* The file of this image is located on our website at <http://www.tristatephotographicsociety.com/Documents/TristateProjector.jpg> Once the image is open, right click on the image and choose "save image as" to save to the directory/folder where you want to keep the image. For any other questions, see Jerry Fritsch.



March Pictorial -

Open - Formal

Slides - Accomplished

- 1 Jennings, Miriam A Walk In the Fog
- 2 Walter, Garry Cone Flower

PDI - Tyro

- 1 Robinson, Keith Polar Bear Falls
- 2 Ginn, Roger Castle

PDI - Accomplished

- 1 Thompson, Dan Tropical Hibiscus Up Close
- 2 Everman, Wilda Hot Pink Water Lily
- 3 Kempf, Robbie For You, My Rose
- 4 Hannegan, Steve Take a Ride

Prints - Tyro

- 1 Adkins, Julie Well-Worn Hardware
- 2 Reeme, Pete Lily
- 3 Schultz, Chad Into the Blue

Prints - Accomplished

- 1 Flowers, Trudy Harbengers Of Spring
- 2 Jones, Margaret Southern Cloudy Wing Butterfly
- 3 Kubler, John Fall At Sprague Lake
- 4 Jones, Richard Swallow Tail & Turks Cap Lilies
- 5 Charette, Nelson Ault Park
- 6 Steele, Keith Glass House
- 7 McBreen, Jane From Day Gone By

B/W Prints - Accomplished

- 1 Carpenter, Jerry In Your Face
- 2 Kraus, Mark Early Man
- 3 Ihrig, Bob Distant Storm
- 4 Loughry, Donna Gazebo

March Nature -

Power of Three - informal

Slides - Accomplished

- 1 Walter, Garry Baby Barred Owls
- 2 Jennings, Miriam Spiderwort
- 3 Everman, Wilda Trillium
- 4 Jennings, Maurice Prickly Pear

PDI - Tyro

- 1 Robinson, Keith Trillium Grandiflorum

PDI - Accomplished

- 1 Thompson, Dan Tri-Cicles
- 2 Kempf, Robbie Cardinals Just Taking a Rest
- 3 Kempf, Becky Sunlit Cattails
- 4 Lichtenstein, Israel Our Family Portrait
- 5 Loughry, Donna Trillium
- 6 Hannegan, Steve Pretty In Pink

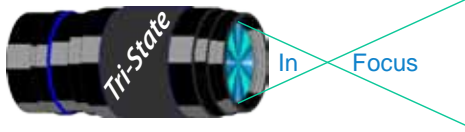
Prints - Tyro

- 1 Elkins, Ron To the Point
- 2 Reeme, Pete The Three Tetons

Prints - Accomplished

- 1 Kraus, Mark Mom Plus Two
- 2 Kubler, John Where Is Mom?
- 3 Steele, Keith Jelly Fish
- 4 Ihrig, Bob Leaves On Moss
- 5 Flowers, Trudy Trillium
- 6 Carpenter, Jerry Three Power-Packed Buds
- 7 Jones, Richard Pinks--Red River Gorge





**Please note meeting dates may change  
due to conflicts at the Center:**

**April 2012 Meeting Dates:**

Friday, April 06, 2012 - Pictorial - 1st Friday

Friday April 20, 2012 - Nature - 3rd Friday

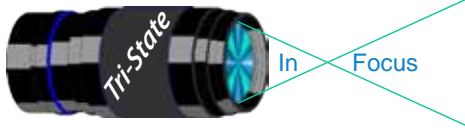
**May 2012 Meeting Dates:**

Friday, May 04, 2012 - Pictorial - 1st Friday

Friday May 18, 2012 - Nature - 3rd Friday

*Editor's Note:*

*Deadline for the Next Issue (May)  
Monday April 30, 2012.*



## TRISTATE PHOTOGRAPHIC SOCIETY COMPETITION CATEGORIES - 2012

Pictorial (1st meeting)	Month	Nature (2nd meeting)
Open - Slides/Informal Prints/PDI	January	<b>Simplicity, Less Is More</b> - Slides/Informal Prints/PDI
<b>Anything Wood</b> - Slides/Informal Prints/PDI	February	<b>Open</b> - Slides/Informal Prints/PDI
Open - <b>Formal</b> Slides/Prints/PDI	March	<b>Power Of Three</b> - Slides/Informal Prints/PDI
<b>Tombstones</b> - Slides/Informal Prints/PDI	April	<b>Spring</b> - Slides/Informal Prints/PDI
Open - Slides/Informal Prints/PDI	May	<b>Open - Formal</b> Slides/Prints/PDI
<b>Tools</b> - Slides/Informal Prints/PDI	June	<b>Open</b> - Slides/Informal Prints/PDI
Open - <b>Formal</b> Slides/Prints/PDI	July	<b>Blooms</b> - Slides/Informal Prints/PDI
<b>Hunting/Fishing/Outdoor</b> - Slides/Informal Prints/PDI	August	<b>Insects</b> - Slides/Informal Prints/PDI
Open - Slides/Informal Prints/PDI	September	<b>Open - Formal</b> Slides/Prints/PDI
<b>Photojournalism</b> - Slides/Informal Prints/PDI	October	<b>Open</b> - Slides/Informal Prints/PDI
Open - <b>Formal</b> Slides/Prints/PDI	November	<b>Landscapes</b> - Slides/Informal Prints/PDI
<b>Hands</b> - Slides/Informal Prints/PDI	December	<b>Open</b> - Slides/Informal Prints/PDI

*Reminder:*

*Limit 1 print for Competitions.  
A Formal print is Matted only -  
no Frames.*

*Additional print(s) will be for  
Display and Discussion.*

### For PDI (Projected Digital Image)

If you would like to participate in the **Projected Digital Images** competitions you can email them to Jerry at [jafritsch01@yahoo.com](mailto:jafritsch01@yahoo.com) up through the Thursday before each Friday meeting. They should be JPEG format (.JPG file type) with the longest side having 750 pixels or less.

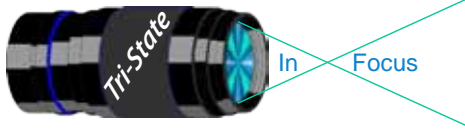
You can re-size the images in your digital processing software, usually under Image, then Image Size. Change the scale to pixels (not inches or cm),

and modify the longest side (height or width) to 750. The other dimension should automatically adjust.

If you don't know how to adjust the size, or can't, feel free to email the image to Jerry. He will adjust the size. For best color results, your JPEG image should also use a sRGB color profile.

Please include your name, the image title, and if you are competing in Tyro or Advanced categories in the e-mail.

The file used to Calibrate the Projector for PDI images is located on our website at <http://www.tristatephotographicsociety.com/Documents/TristateProjector.jpg> Once the image is open, right click on the image and choose "save image as" to save to the directory/folder where you want to keep the image.



**Website:**

<http://www.tristatephotographicsociety.com/>

**Facebook:**

<http://www.facebook.com/pages/Tri-State-Photographic-Society-Photo-Club-NKyCincinnati-Area/262631450437635?sk=wall&filter=1>

**PSA:**

<http://www.psa-photo.org/>

**E-mail Address Change Reminder.**

If you change your e-mail address there are lots of people to notify, and it is easy to forget someone who needs to know your new address.

Remember to let Bob Ihrig ( rdihrig@fuse.net ) know of any address change so he can update this on the ListServ. Please put "Tri-State" in the subject box.

**2012 Tri-State Officers & Chairpersons**

**President**  
Margaret Jones  
**Vice-President**  
Becky Kempf  
**Secretary**  
John Kuhbler  
**Treasurer**  
Julie Adkins  
**Website**  
Donna Loughry  
**Banquet**  
Wilda Everman  
**Refreshments**  
Becky Kempf  
**Equipment**  
Dale Voelker  
Bob Ihrig  
Jerry Carpenter  
Dan Thompson

**Location & Setup**  
Bob Ihrig  
**List-Serve News Group Manager**  
Bob Ihrig  
**Exhibits/Publicity**  
Keith Robinson  
**Field Trips**  
Dave Tubesing  
**Membership**  
Jerry Carpenter  
**Nature Slide Chair**  
Jerry Fritsch  
Mark Kraus  
**Pictorial Slide Chairs**  
Pete Reeme  
Dale Voelker  
**Digital Print Pictorial Chairs**  
Jane McBreen  
John Mullins

**Digital Print Nature Chairs**  
Nancy Beers  
Dale Voelker  
**PDI Chair**  
Jerry Fritsch  
Donna Loughry  
**PDI Equipment**  
Donna Loughry  
**Newsletter**  
Donna Loughry  
**Points/Awards**  
Margaret Jones  
**Programs**  
Trudy Flowers  
**PSA**  
Don Weideman