



In

Focus

Tri-State Photographic Society

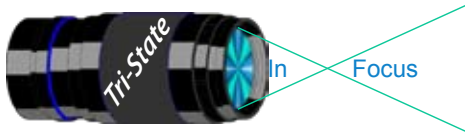
Volume 18

Issue #6

July 2011



"Grungy Gazebo" by Donna Loughry; Canon XSI, Tamron 18-250 Lens, Tripod Mounted, Av Priority at F5.6, 3 Bracket Exposures at -2, 0, & +2 (1/350, 1/90 & 1/20). Processed using Photomax Pro 4.0 Grunge setting.



On the Cover

HDR For Everything?

One of my ongoing issues with digital Cameras is that some of my photographs come out with almost black shadows if I expose for the lighter areas. But then, if I expose for the darker areas, the lighter areas are over exposed or blown out – particularly the sky.

My first thought, after I merged my first test set of HDR images using CS3 Photoshop HDR, was WOW! They were clear, sharp and had lots of definition in light as well as shadow without blown out skies! The image seemed to be closer to what I remembered. Finally, a way to capture a high contrast image as I saw it!

I decided to learn more about High Dynamic Resolution image capture. I know that the best way for me to learn something is to read a good book. As I was reading the referenced book below, I realized there is a lot more to this than I first thought. I also realized that I had been very, very lucky with my first image.

Now, what is HDR – High Dynamic Resolution? First of all let's look at Dynamic Range. Dynamic Range is *"the variation in luminance from the brightest to the darkest areas of a scene." In an average scene lit by the sun, the dynamic range of luminance of the brightest part is 100,000 times brighter than the darkest shadow. This is usually listed as 100,000 to 1. The human eye can see a dynamic range of 1,000,000 to 1. Negative Film can capture a dynamic range of 1000-2000 to 1. A DSLR can capture 300 to 1 and most monitors can display 500 to 1. A high quality glossy print is 200 to 1.

If the human eye can "see" 1,000,000 to 1 and the DSLR can only capture 300 to 1, it partially explains why some of my images do not come out the way I remember them. I can see all of the luminance but the digital camera cannot. (Note: Negative films camera could see about 2-4 times the luminance of the modern DSLR cameras.)

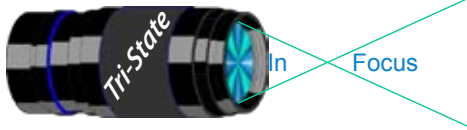
Therefore, if you take multiple shots at different exposure settings and merge them, you will get an image with a much wider dynamic range. If you take 3 shots with each one at 300 to 1, you will end up with a dynamic range closer to the level of negative film. The more shots you take, the higher the dynamic range – up to about 7 or 9 shots.

However, there are a whole lot of other issues involved with the capturing and especially processing of these images. While the image on the front cover is colorful and somewhat sharp, you will notice the halos everywhere. This was done, like so many ads in the magazines, in what is called a grungy style. *I don't like it! It does not look natural!* Using the other settings in the software I used for processing, I was able to get a more natural looking picture. It's on the next page. My goal with photography is to capture what I actually see - not what is overly fanciful or colorful.

I have a large learning curve ahead of me along with the rest of the summer to have fun with it. Practice makes Perfect? Right?

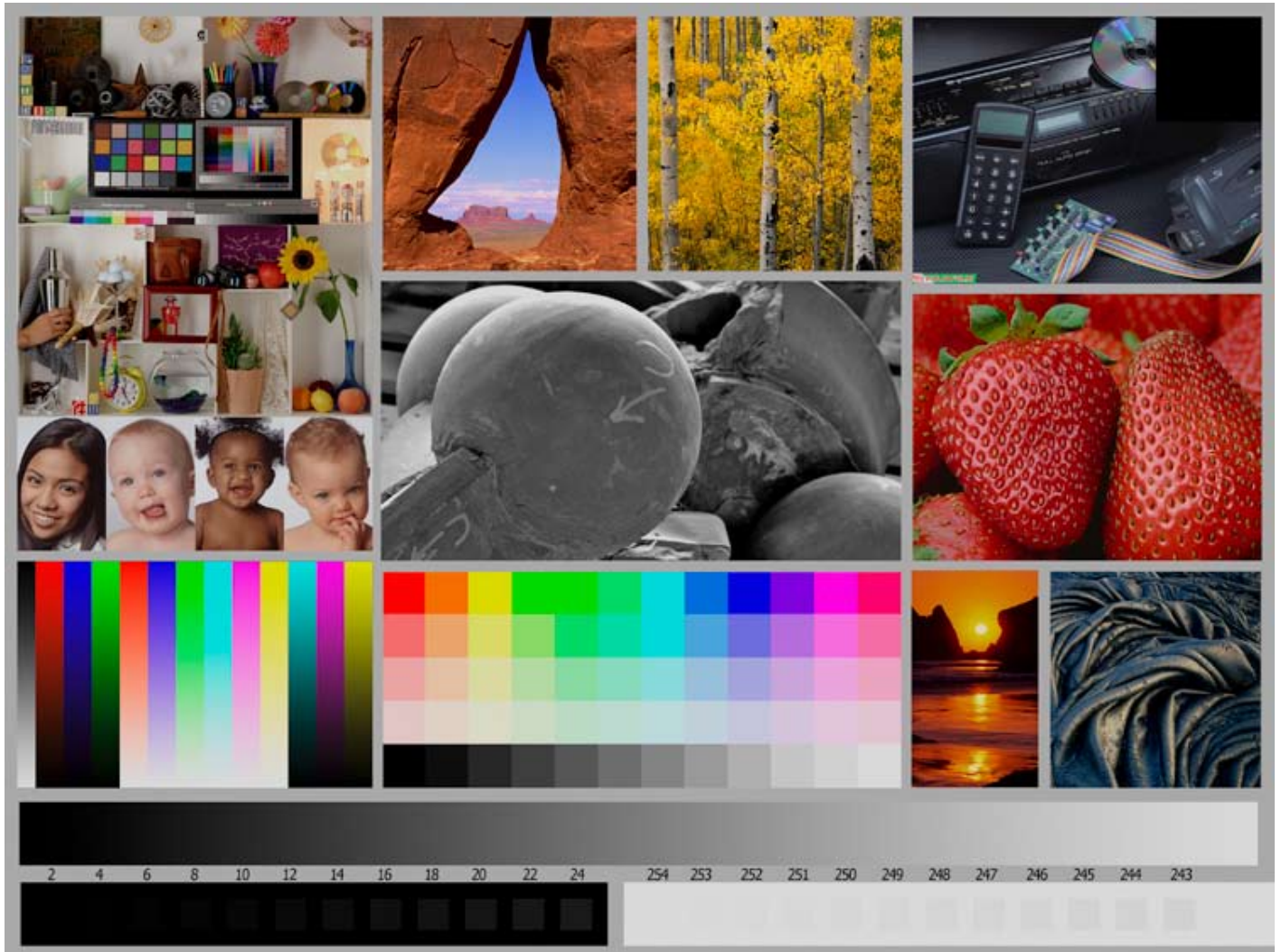
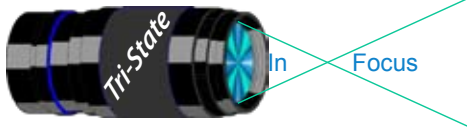
Donna

* Complete Guide to High Dynamic Range Digital Photography by Ferrell McCollough

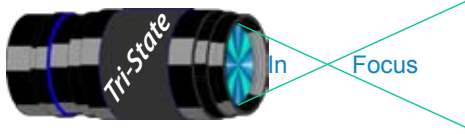


Note - In the single image at 1/90 the green framing the entrance to the gazebo and the green tree in the upper left are extremely dark as I was exposing for the grey brick of the walkway.

**"Glendale Gazebo" by Donna Loughry; Canon XSi, Tamron 18-250 Lens, Tripod Mounted, Av Priority at F5.6, 3 Bracket Exposures at -2, 0, & +2 (1/350, 1/90 & 1/20).
Processed using Photomax Pro 4.0 Smooth skysetting - modified.**



This is the image used to calibrate the Projector for PDI images. *(Note - do not use this image in the newsletter as it has been enlarged and therefore degraded.)* The file of this image is located on our website at <http://www.tristatephotographicsociety.com/Documents/TristateProjector.jpg> Once the image is open, right click on the image and choose "save image as" to save to the directory/folder where you want to keep the image. For any other questions, see Jerry Fritsch.



The Night Sky in August 2011

August 3rd and 4th - Look for “golden” Saturn well above the Moon on the 3rd and to the right of Moon on the 4th . The bright star you’ll notice nearby is Spica.

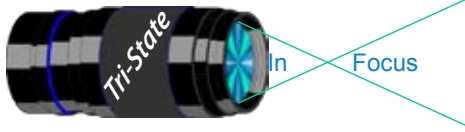
August 16th - Venus is in superior conjunction, passing behind the Sun. It will return next fall as the “evening star.”

August 20th and 21st - Jupiter and the Moon will kinda’ show off in the early morning hours. Jupiter is close below the Moon (Well, it appears to be close. If it is ever really close, we are in big TROUBLE.) and will rise well to the upper right on the 21st.

August 25th - Mars stands close to the left of the Moon at first light. The Gemini “twins” to their left.

August 31 - Look for Saturn to the upper right of the Moon at twilight. He is easily seen and well worth looking for. I suggest you use some good binoculars for a really nice sight.

John Deering



Photographic Opportunities for the 2011

There are always lots of events going on in the Tri-State area. Many of these events can be excellent opportunities for photography.

Once again I will be looking up future events for the year 2011 for posting in this newsletter and on the website. If you know of additional events for 2011, please let me know so I can list them.

Nature Photographers -

If you know of specific or general times and places to photograph migratory wildlife/birds etc. please share the specifics and I will post them here.

Please e-mail the information to dloughry@fuse.net.

Donna

Krohn Conservatory

(note may be closed on Mondays)

Bonsai Exhibit - (Oct. 9 & 10)

Orchid Exhibit - (Oct. 23 & 24)

Holiday Show in December

www.cincyparks.com/krohn-conservatory/index.shtml

Cincinnati ZOO

PNC Festival of Lights

Nov 25, 2010-Jan 1, 2012.

www.cincinnati-zoo.org

Newport Aquarium

www.newportaquarium.com

Mainstrasse Village Festivals

Village Antique Show (April-October)

Classic Car Show – August

Oktoberfest – October

www.mainstrasse.org for specific dates and details.

Cincinnati Museum Center

Cleopatra - Feb. 18 - Sep. 5 (\$\$)

You cannot take photographs of this exhibit.

You can take pictures in the following permanent venues:

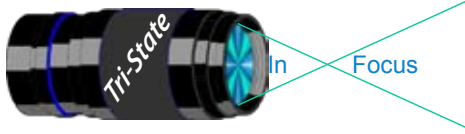
Cincinnati History Museum (\$\$)

Museum of Natural History & Science (\$\$)

Duke Energy Children's museum - remember to get permission if they are not your children. (\$\$)

The Rotundra is also a fascinating place to take pictures.

www.cincymuseum.org



Photographic Opportunities for the 2011 - cont.

Cincinnati Art Museum

Open Tuesday through Sunday, 11 a.m. to 5 p.m.

Closed Mondays, Thanksgiving, Christmas, New Year's Eve, New Year's Day, Martin Luther King Jr. Day, Presidents Day, Memorial Day, Fourth of July, and Labor Day.

www.cincinnatiartmuseum.org

From their website:

Photography

You are welcome to photograph and videotape in the permanent collection galleries, but lights or tripods are not permitted. Photography of temporary exhibitions, works on loan, works created after 1978, or works by living artists is not permitted.

Sketching and Copying

You are welcome to sketch with dry media. Copyists working with wet media may obtain a free permit at the Visitor Services Desk. Sketching and copying are not permitted of temporary exhibitions, works on loan, works by living artists, or works created after 1978.

Balluminaria at Eden Park

An Annual event usually held in November at Eden Park

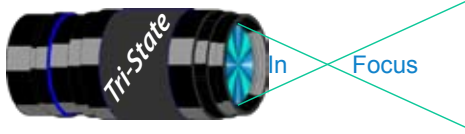
Coney Island \$\$

www.coneyislandpark.com/print_calendar.php

Cruise-A-Palooza

Classic Car Show

September 3, 2011



July Pictorial -
Fountains - Formal

Slides - Tyro

- 1 Miller, Katherine City Girl

Slides - Accomplished

- 1 Jennings, Maurice Color
1 Jennings, Miriam Secluded Barn
3 Jones, Richard Merrick Butte & West Mitten
4 Jones, Margaret Screaming His Head Off
5 Deering, Ann Looking Through

PDI - Tyro

- 1 Kempf, Robbie Yellow Backyard Bloom
2 Tubesing, Dave Purple Majesty

PDI - Accomplished

- 1 Kubler, John Reaching For the Sky
2 Everman, Wilda A Rose Is a Rose
3 Carpenter, Jerry Heart And Soul
4 Ebersole, Bob Sprague Lake Reflection
5 Lichenstein, Israel Peekaboo
6 Kempf, Becky Double Daylily

Prints - Tyro

- 1 Adkins, Julie Fall Through the Window
2 Sallee, Ramona Uxmal Mexico Ruins
3 Spencer, Marquelle The Lovely Moth
4 Reeme, Pete Beachcombing
5 Mullins, John Yellow Beak

Prints - Accomplished

- 1 Charette, Nelson Cades Cove Tree
2 Beers, Nancy Just a Quick Nap
3 Steele, Keith Boat & Bridge
4 Deering, John Emma
5 McBreen, Jane White Flower

B/W Prints - Accomplished

- 1 Kraus, Mark Night Owl
2 Loughry, Donna Dexter Mausoleum
3 Flowers, Trudy Windswept Sentry
4 Ihrig, Bob Aspen Trees In Snow

July Nature -
Weather - informal

Slides - Accomplished

- 1 Jennings, Maurice Lighting Owsley Fork
2 Jones, Margaret Storm Brewing
3 Ebersole, Bob Passing Shower
4 Jennings, Miriam Fog In Valley
5 Shadix, Carl Cloudy Rockies
6 Deering, John Snow Roller

PDI - Tyro

- 1 Kempf, Robbie Contrasting Clouds
2 Tubesing, Dave A Sailor's Delight

PDI - Accomplished

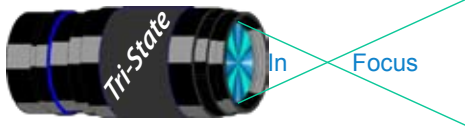
- 1 Kubler, John Rain In Sight
2 Carpenter, Jerry Storm Struck Berries
3 Kraus, Mark Snowy Cardinal
4 Loughry, Donna Approaching Storm
5 Everman, Wilda Cold And Icy
6 Charette, Nelson Cold As a Rock
7 Ruh, Joe Beams Of Light

Prints - Tyro

- 1 Denman, Ted Misty Meadow
2 Adkins, Julie Hanging Around In the Snow

Prints - Accomplished

- 1 Ihrig, Bob Storm Clouds At Sunset
2 Jones, Richard Nasty Looking Clouds
3 Beers, Nancy Hint Of What's To Come
4 McBreen, Jane One Foggy Morning
5 Steele, Keith Morning Storm



**Please note meeting dates may change
due to conflicts at the Center:**

August Meeting Dates:

Friday August 05, 2011 - Pictorial - 1st Friday

Friday August 19, 2011 - Nature - 3rd Friday

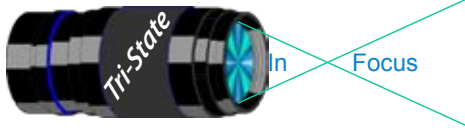
September Meeting Dates:

Friday, Sept. 2, 2011 - Pictorial - 1st Friday

Friday Sept. 16, 2011 - Nature - 3rd Friday

Editor's Note:

Deadline for the Next Issue is August 29, 2011.



TRISTATE PHOTOGRAPHIC SOCIETY COMPETITION CATEGORIES - 2011

<u>Pictorial (1st meeting)</u>	<u>Month</u>	<u>Nature (2nd meeting)</u>
Open - Slides/Informal Prints/PDI	January	Black & White - Slides/Informal Prints/PDI
Pets - Slides/Informal Prints/PDI	February	Open - Slides/Informal Prints/PDI
Open - <i>Formal</i> Slides/Prints/PDI	March	Rows Of Things - Slides/Informal Prints/PDI
Through The Window - Slides/Informal Prints/PDI	April	Seeds/Seed Pods - Slides/Informal Prints/PDI
Open - Slides/Informal Prints/PDI	May	Open - <i>Formal</i> Slides/Prints/PDI
Fountains - Slides/Informal Prints/PDI	June	Open - Slides/Informal Prints/PDI
Open - <i>Formal</i> Slides/Prints/PDI	July	Weather - Slides/Informal Prints/PDI
Antiques - Slides/Informal Prints/PDI	August	Lakes/Streams/Rivers - Slides/Informal Prints/PDI
Open - Slides/Informal Prints/PDI	September	Open - <i>Formal</i> Slides/Prints/PDI
Churches - Slides/Informal Prints/PDI	October	Open - Slides/Informal Prints/PDI
Open - <i>Formal</i> Slides/Prints/PDI	November	Sunrise/Sunset - Slides/Informal Prints/PDI
Candle Light - Slides/Informal Prints/PDI	December	Open - Slides/Informal Prints/PDI

Reminder:

Limit 1 print for Competitions.

*Additional print(s) will be for
Display and Discussion.*

*A Formal print is Matted only -
no Frames.*

For PDI (Projected Digital Image)

If you would like to participate in the Projected Digital Images competitions you can email them to Jerry at jafritsch01@yahoo.com up through the Thursday before each Friday meeting. They should be JPEG format (.JPG file type) with the longest side having 750 pixels or less.

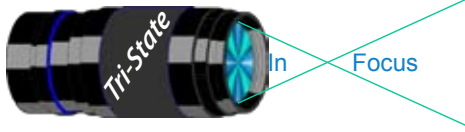
You can re-size the images in your digital processing software, usually under Image, then Image Size. Change the scale to pixels (not inches or cm),

and modify the longest side (height or width) to 750. The other dimension should automatically adjust.

If you don't know how to adjust the size, or can't, feel free to email the image to Jerry. He will adjust the size. For best color results, your JPEG image should also use a sRGB color profile.

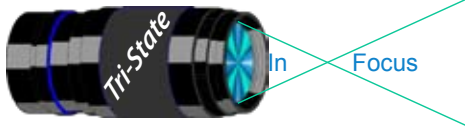
Please include your name, the image title, and if you are competing in Tyro or Advanced categories in the e-mail.

The file used to Calibrate the Projector for PDI images is located on our website at <http://www.tristatephoto-graphicsociety.com/Documents/TristateProjector.jpg> Once the image is open, right click on the image and choose "save image as" to save to the directory/folder where you want to keep the image.



TRISTATE PHOTOGRAPHIC SOCIETY COMPETITION CATEGORIES - 2012

<u>Pictorial (1st meeting)</u>	<u>Month</u>	<u>Nature (2nd meeting)</u>
Open - Slides/Informal Prints/PDI	January	Simplicity, Less Is More - Slides/Informal Prints/PDI
Anything Wood - Slides/Informal Prints/PDI	February	Open - Slides/Informal Prints/PDI
Open - Formal Slides/Prints/PDI	March	Power Of Three - Slides/Informal Prints/PDI
Tombstones - Slides/Informal Prints/PDI	April	Spring - Slides/Informal Prints/PDI
Open - Slides/Informal Prints/PDI	May	Open - Formal Slides/Prints/PDI
Tools - Slides/Informal Prints/PDI	June	Open - Slides/Informal Prints/PDI
Open - Formal Slides/Prints/PDI	July	Blooms - Slides/Informal Prints/PDI
Hunting/Fishing/Outdoor - Slides/Informal Prints/PDI	August	Insects - Slides/Informal Prints/PDI
Open - Slides/Informal Prints/PDI	September	Open - Formal Slides/Prints/PDI
Photojournalism - Slides/Informal Prints/PDI	October	Open - Slides/Informal Prints/PDI
Open - Formal Slides/Prints/PDI	November	Landscapes - Slides/Informal Prints/PDI
Hands - Slides/Informal Prints/PDI	December	Open - Slides/Informal Prints/PDI



Refreshments

August - Sarah Roberts, Ramona Sallee, and Ann Deering (Back up person is Nancy Beers)

September - Jeff Snyder, John Mullins, and ???

October - Chris Lusk, Israel Lichtenstein, and David Tubesing

November - Jerry Carpenter, Don Wiedeman, and Dale Voelker

December - Everyone

E-mail Address Change Reminder.

If you change your e-mail address there are lots of people to notify, and it is easy to forget someone who needs to know your new address.

Remember to let Bob Ihrig (rdihrig@fuse.net) know of any address change so he can update this on the ListServ. Please put "Tri-State" in the subject box.

2011 Tri-State Officers & Chairpersons

President
Leadership Team
Bob Ihrig, Jerry Carpenter, John
Kubler, Julie Adkins, Trudy Flowers

Vice-President
Trudy Flowers

Secretary
Becky Kempf

Treasurer
Julie Adkins

Website
Donna Loughry

Banquet/Refreshments
Wilda Everman

Equipment
Dale Voelker

Location & Setup
Bob Ihrig

List-Serve News Group Manager
Bob Ihrig

Exhibits/Publicity
Richard Jones

Field Trips
Nancy Beers

Mentor Series
Mark Kahes

Membership
Jerry Carpenter

Nature Slide Chair
Jerry Fritsch
Mark Kraus

Pictorial Slide Chairs
Joy Sallee
Dale Voelker

Digital Print Pictorial Chairs
Miriam & Maurice Jennings
Jane McBreen

Digital Print Nature Chairs
Bob Ebersole
Dan Thompson

PDI Chair
Jerry Fritsch
Harvey Flowers

PDI Equipment
Harvey Flowers

Newsletter
Donna Loughry

Points/Awards
Margaret Jones

Programs
Jeff Snyder

PSA
Don Weideman