



In

Focus

Tri-State Photographic Society

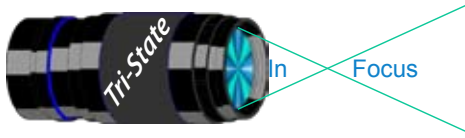
Volume 18

Issue #5

June 2011



**Lamp by Donna Loughry; Canon XSi, Tamron 18-250 Lens, Tripod Mounted, Av Priority at F11, 3 Bracket Exposures at -2, 0, & +2 (1/250, 1/60 & 1/15). Processed using Photomax Pro 4.0.**



---

## On the Cover

### Power is Great!

For the first time in several weeks, the sun was out and the sky was clear in the morning! Yes, it was warm. Yes, it was humid. But, it was not cloudy! Drop everything 'cause it is time for a long awaited trip to Ault Park!

Ault Park sits on a bluff over looking Lunken Airport. It is basically a huge garden and a great place to practice your photographic techniques. Having been ready to do this right after breakfast for the past week, I was ready and itching to go.

While there, I took a variety of shots of the Arbor and the Pavilion. I was not taking just one shot of each scene with different settings or points of view, I was taking bracketed sets for use in learning HDR photography.

After spending about an hour and a half, in the sun, dodging insects as well as swatting away hungry bees, I decided to leave Ault Park. I had other non-photography errands I needed to do. After running my errands and purchasing lunch, I headed home. All the way home, I was thinking about the photos I'd hoped I'd gotten for processing on my computer – learning HDR. The image on the front page is one of my early attempts.

With plans in my head of spending the next couple of hot rainy days working with the HDR shots, I pulled in the driveway and went in the house. It was cool inside and quiet. It seemed so nice after the heat and humidity outside - and then it hit me – no lights, no AC fan. OH NO! The power is out! With dreams for computer processing shattered, about 11:15 AM, I called Duke Energy. “First call for your power outage was at 4:26AM (that morning.) *We do not know what the cause is or when the power will be back on.*” Hurumfp! Now what?

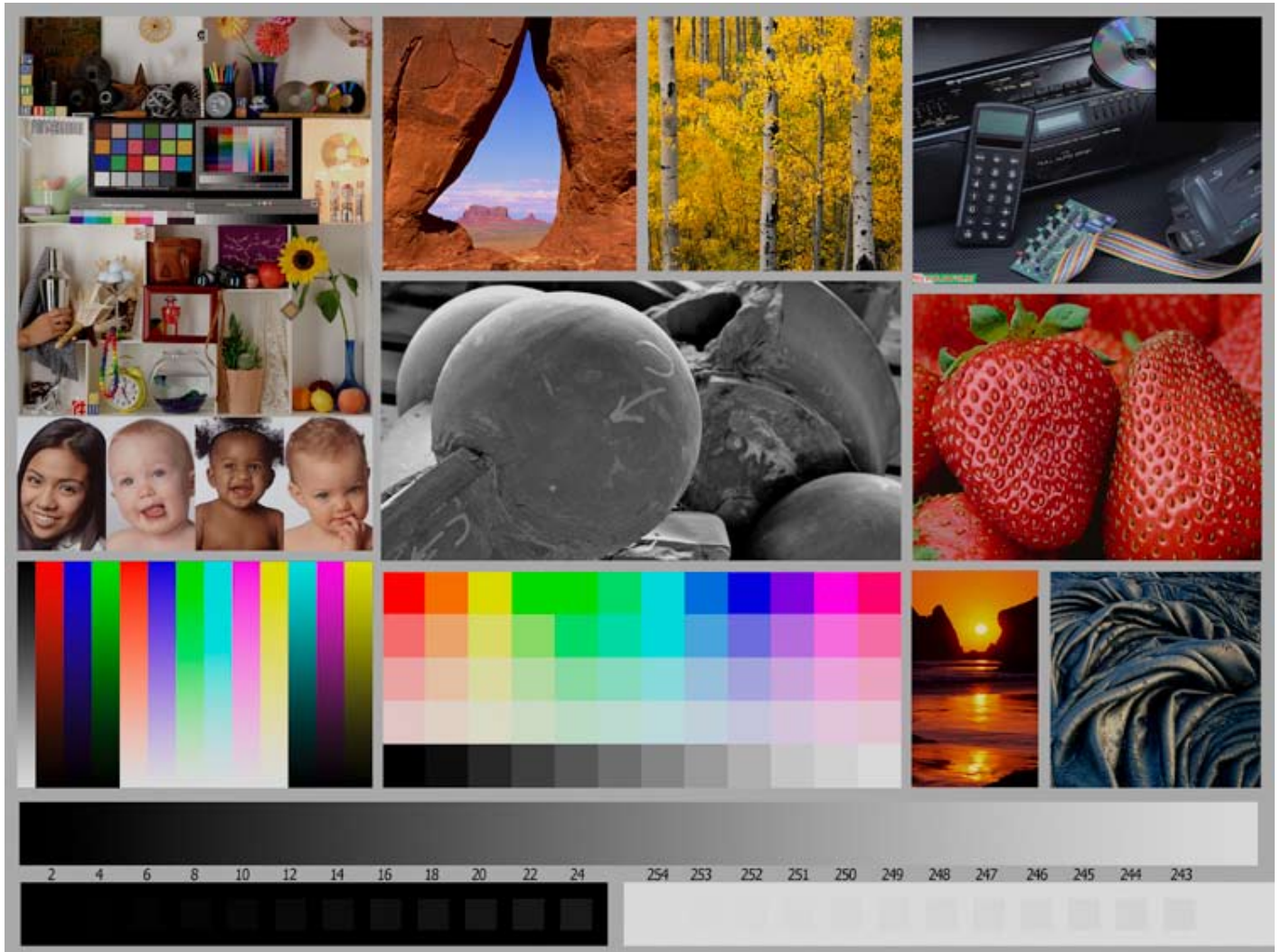
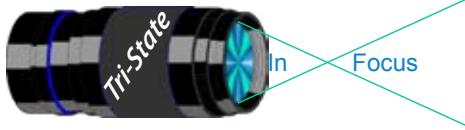
While I was eating lunch by the sunlight coming through the kitchen window, I got to thinking about power and photography. Regardless of *how* you “process” your images, it takes power! In my case, I process my own images on my computer and that takes power. Even with film, you needed power for the red light bulb in the darkroom so you could see what you were doing. And, in the case of the old darkroom in our basement, you needed a fan for ventilation. The difference between film and digital photography, in this case, is the *amount* of power needed to process the images. However, you still need power.

What could we do if we do not have power on a regular basis? There are UPS (Uninterrupted Power Supply) units you can purchase or you can get a household generator for the whole house. A UPS unit it basically a rechargeable battery pack that will run your computer. But, it is only good for a few hours if you are lucky. A generator can run the entire house but should be outside and needs fuel/power to run.

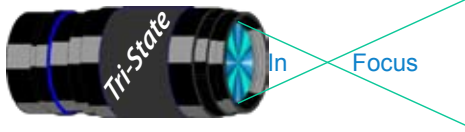
What will happen to digital photography if electricity becomes so expensive as to be unavailable to everyone? I do not know the answer, but it may happen in the future possibly my lifetime. Now – do we need to conserve what we have as much as we can if we can or just appreciate what we have now?

By the way, the power did come back on about 2 ½ hours later along with the rain.

*Donna*



This is the image used to calibrate the Projector for PDI images. *(Note - do not use this image in the newsletter as it has been enlarged and therefore degraded.)* The file of this image is located on our website at <http://www.tristatephotographicsociety.com/Documents/TristateProjector.jpg> Once the image is open, right click on the image and choose "save image as" to save to the directory/folder where you want to keep the image. For any other questions, see Jerry Fritsch.



---

## Photographic Opportunities for the 2011

There are always lots of events going on in the Tri-State area. Many of these events can be excellent opportunities for photography.

Once again I will be looking up future events for the year 2011 for posting in this newsletter and on the website. If you know of additional events for 2011, please let me know so I can list them.

### Nature Photographers -

If you know of specific or general times and places to photograph migratory wildlife/birds etc. please share the specifics and I will post them here.

Please e-mail the information to [dloughry@fuse.net](mailto:dloughry@fuse.net).

*Donna*

---

### **Krohn Conservatory**

**(note may be closed on Mondays)**

Bonsai Exhibit - ( Oct. 9 & 10)

Orchid Exhibit - (Oct. 23 & 24)

Holiday Show in December

[www.cincyparks.com/krohn-conservatory/index.shtml](http://www.cincyparks.com/krohn-conservatory/index.shtml)

### **Cincinnati ZOO**

PNC Festival of Lights

Nov 25, 2010-Jan 1, 2012.

[www.cincinnati-zoo.org](http://www.cincinnati-zoo.org)

### **Newport Aquarium**

[www.newportaquarium.com](http://www.newportaquarium.com)

### **Mainstrasse Village Festivals**

Village Antique Show (April-October)

Classic Car Show – August

Oktoberfest – October

[www.mainstrasse.org](http://www.mainstrasse.org) for specific dates and details.

---

### **Cincinnati Museum Center**

Cleopatra - Feb. 18 - Sep. 5 (\$\$)

*You cannot take photographs of this exhibit.*

You can take pictures in the following permanent venues:

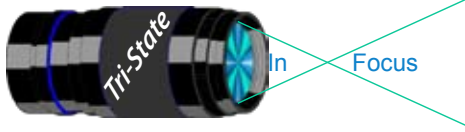
Cincinnati History Museum (\$\$)

Museum of Natural History & Science (\$\$)

Duke Energy Children's museum - remember to get permission if they are not your children. (\$\$)

The Rotundra is also a fascinating place to take pictures.

[www.cincymuseum.org](http://www.cincymuseum.org)



---

## Photographic Opportunities for the 2011 - cont.

### Cincinnati Art Museum

Open Tuesday through Sunday, 11 a.m. to 5 p.m.

Closed Mondays, Thanksgiving, Christmas, New Year's Eve, New Year's Day, Martin Luther King Jr. Day, Presidents Day, Memorial Day, Fourth of July, and Labor Day.

[www.cincinnatiartmuseum.org](http://www.cincinnatiartmuseum.org)

From their website:

#### Photography

You are welcome to photograph and videotape in the permanent collection galleries, but lights or tripods are not permitted. Photography of temporary exhibitions, works on loan, works created after 1978, or works by living artists is not permitted.

#### Sketching and Copying

You are welcome to sketch with dry media. Copyists working with wet media may obtain a free permit at the Visitor Services Desk. Sketching and copying are not permitted of temporary exhibitions, works on loan, works by living artists, or works created after 1978.

### Balluminaria at Eden Park

An Annual event usually held in November at Eden Park

### Coney Island \$\$

[www.coneyislandpark.com/print\\_calendar.php](http://www.coneyislandpark.com/print_calendar.php)

12th Annual LaRosa's Balloon Glow

\$ for Parking - otherwise free.

July 3, 2011

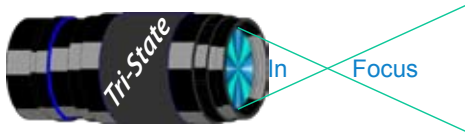
8PM Balloon

10 PM Rozzi Fireworks

Cruise-A-Palooza

Classic Car Show

September 3, 2011



---

## The Night Sky in July 2011

July 2/3 The Moon passes Mercury in the western evening twilight. Look for the planet to the upper right of the Moon on the 2<sup>nd</sup> and farther to the right on the 3<sup>rd</sup>.

July 4 The Earth is at aphelion -- its farthest distance from the sun for the year. It is 1.5 million miles farther than the average distance -- 93,000,000 miles. *(We can be grateful for the difference in distance; if not, we'd have the temperatures that the southern hemisphere has -- HOT!!)*

July 7/8 Saturn is to the upper right of the Moon. *Hey, you can't miss it.*

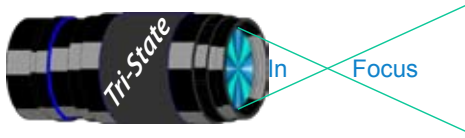
July 12 Mars will say, "Good morning!" to all of you early risers.

July 19 Mercury will be low in the west at nightfall. *(Yes, it is difficult to see.)*

July 23/24 Jupiter in all his glory will be to the lower left of the Moon at first light on the 23<sup>rd</sup> and to its right on the 24<sup>th</sup>. *This one you cannot miss.*

Sources: *StarDate Almanac* (One of my favorite magazines; if you are a night-sky watcher, this is the publication for you. )

*John Deering*



June Pictorial -  
Fountains - Informal

Slides - Accomplished

- 1 Shadix, Carl Tyler Davidson Fountain

PDI - Tyro

- 1 Elkins, Ron Town Square, Oranjested

PDI - Accomplished

- 1 Charette, Nelson Fountain Square Statue  
2 Flowers, Trudy Poser  
3 Carpenter, Jerry Dolphin Rider  
3 Fritsch, Jerry Water Fountain  
5 Kempf, Becky Glowing Fountain  
6 Jennings, Miriam Alcazar Fountain  
7 Jennings, Maurice Kings Island Fountain

Prints - Tyro

- 1 Reeme, Pete Fountain Mist

Prints - Accomplished

- 1 Kubler, John Gatlingburg--Water Fountain  
2 Steele, Keith Columbus Circle Fountain  
3 Kraus, Mark Old Time Fountain  
4 Jones, Margaret Triton In Fountain  
5 Jones, Richard Forsyth Park Fountain  
6 Loughry, Donna Wintry Fountain  
7 McBreen, Jane Holy Water

June Nature -  
Open - informal

Slides - Accomplished

- 1 Jones, Richard Great Blue Heron  
2 Jennings, Maurice Passion Flower  
3 Jennings, Miriam Bonaire French  
4 Shadix, Carl Kingtype Hippie  
5 Voelker, Dale Eagle Head Rock

PDI - Tyro

- 1 Robinson, Keith Spring Peeper  
2 Kempf, Robbie Inspector

PDI - Accomplished

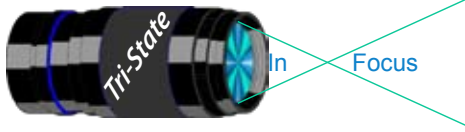
- 1 Flowers, Trudy Butterfly  
2 Carpenter, Jerry Grumpy Old Man  
3 Snyder, Jeff Loon 2  
4 Everman, Wilda Yellow Lady Slipper  
4 Kraus, Mark Brother & Sister  
6 Ihrig, Bob Storm Clouds And Sand Dunes  
7 Kempf, Becky White Trillium

Prints - Tyro

- 1 Sallee, Ramona Noxious Canadian Weed & Bee  
2 Miller, Katherine Bleeding Hearts  
3 Mullins, John Glacier Bay  
4 Spencer, Marquelle Pazewalski's Horse

Prints - Accomplished

- 1 Kubler, John Swallowtail  
2 Beers, Nancy Buttercups  
3 Steele, Keith Colorado River Canyon  
4 Jones, Margaret Roseate Spoonbill In Flight  
4 McBreen, Jane So Many Blooms, So Little  
Time



**Please note meeting dates may change  
due to conflicts at the Center:**

**July Meeting Dates:**

Friday July 01, 2011 - Pictorial - 1st Friday

Friday July 15, 2011 - Nature - 3rd Friday

**August Meeting Dates:**

Friday August 05, 2011 - Pictorial - 1st Friday

Friday August 19, 2011 - Nature - 3rd Friday

**September Meeting Dates:**

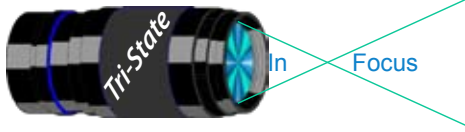
Friday, Sept. 2, 2011 - Pictorial - 1st Friday

Friday Sept. 16, 2011 - Nature - 3rd Friday

*Editor's Note:*

*Deadline for the Next Issue is August 1, 2011.*





## TRISTATE PHOTOGRAPHIC SOCIETY COMPETITION CATEGORIES - 2011

<u>Pictorial (1st meeting)</u>	<u>Month</u>	<u>Nature (2nd meeting)</u>
Open - Slides/Informal Prints/PDI	January	Black & White - Slides/Informal Prints/PDI
Pets - Slides/Informal Prints/PDI	February	Open - Slides/Informal Prints/PDI
Open - <i>Formal</i> Slides/Prints/PDI	March	Rows Of Things - Slides/Informal Prints/PDI
Through The Window - Slides/Informal Prints/PDI	April	Seeds/Seed Pods - Slides/Informal Prints/PDI
Open - Slides/Informal Prints/PDI	May	Open - <i>Formal</i> Slides/Prints/PDI
Fountains - Slides/Informal Prints/PDI	June	Open - Slides/Informal Prints/PDI
Open - <i>Formal</i> Slides/Prints/PDI	July	Weather - Slides/Informal Prints/PDI
Antiques - Slides/Informal Prints/PDI	August	Lakes/Streams/Rivers - Slides/Informal Prints/PDI
Open - Slides/Informal Prints/PDI	September	Open - <i>Formal</i> Slides/Prints/PDI
Churches - Slides/Informal Prints/PDI	October	Open - Slides/Informal Prints/PDI
Open - <i>Formal</i> Slides/Prints/PDI	November	Sunrise/Sunset - Slides/Informal Prints/PDI
Candle Light - Slides/Informal Prints/PDI	December	Open - Slides/Informal Prints/PDI

*Reminder:*

*Limit 1 print for Competitions.*

*Additional print(s) will be for  
Display and Discussion.*

*A Formal print is Matted only -  
no Frames.*

### For PDI (Projected Digital Image)

If you would like to participate in the Projected Digital Images competitions you can email them to Jerry at [jafritsch01@yahoo.com](mailto:jafritsch01@yahoo.com) up through the Thursday before each Friday meeting. They should be JPEG format (.JPG file type) with the longest side having 750 pixels or less.

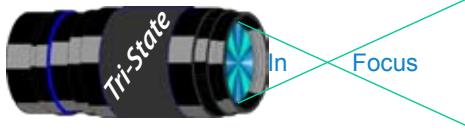
You can re-size the images in your digital processing software, usually under Image, then Image Size. Change the scale to pixels (not inches or cm),

and modify the longest side (height or width) to 750. The other dimension should automatically adjust.

If you don't know how to adjust the size, or can't, feel free to email the image to Jerry. He will adjust the size. For best color results, your JPEG image should also use a sRGB color profile.

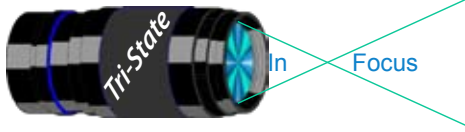
Please include your name, the image title, and if you are competing in Tyro or Advanced categories in the e-mail.

The file used to Calibrate the Projector for PDI images is located on our website at <http://www.tristatephoto-graphicsociety.com/Documents/TristateProjector.jpg> Once the image is open, right click on the image and choose "save image as" to save to the directory/folder where you want to keep the image.



## TRISTATE PHOTOGRAPHIC SOCIETY COMPETITION CATEGORIES - 2012

<u>Pictorial (1st meeting)</u>	<u>Month</u>	<u>Nature (2nd meeting)</u>
<b>Open - Slides/Informal Prints/PDI</b>	January	<b>Simplicity, Less Is More -</b> Slides/Informal Prints/PDI
<b>Anything Wood -</b> Slides/Informal Prints/PDI	February	<b>Open - Slides/Informal Prints/PDI</b>
<b>Open - Formal</b> Slides/Prints/PDI	March	<b>Power Of Three -</b> Slides/Informal Prints/PDI
<b>Tombstones -</b> Slides/Informal Prints/PDI	April	<b>Spring -</b> Slides/Informal Prints/PDI
<b>Open -</b> Slides/Informal Prints/PDI	May	<b>Open - Formal</b> Slides/Prints/PDI
<b>Tools -</b> Slides/Informal Prints/PDI	June	<b>Open -</b> Slides/Informal Prints/PDI
<b>Open - Formal</b> Slides/Prints/PDI	July	<b>Blooms -</b> Slides/Informal Prints/PDI
<b>Hunting/Fishing/Outdoor -</b> Slides/Informal Prints/PDI	August	<b>Insects -</b> Slides/Informal Prints/PDI
<b>Open -</b> Slides/Informal Prints/PDI	September	<b>Open - Formal</b> Slides/Prints/PDI
<b>Photojournalism -</b> Slides/Informal Prints/PDI	October	<b>Open -</b> Slides/Informal Prints/PDI
<b>Open - Formal</b> Slides/Prints/PDI	November	<b>Landscapes -</b> Slides/Informal Prints/PDI
<b>Hands -</b> Slides/Informal Prints/PDI	December	<b>Open -</b> Slides/Informal Prints/PDI



---

## Refreshments

August- Sarah Roberts, Ramona Sallee, and  
Ann Deering (Back up person is Nancy Beers)

September - Jeff Snyder, John Mullins, and ???

October - Chris Lusk, Israel Lichtenstein, and ???

November - Jerry Carpenter, Don wiedeman, and  
Dale Voelker

December - Everyone

---

### E-mail Address Change Reminder.

If you change your e-mail address there are lots of people to notify, and it is easy to forget someone who needs to know your new address.

Remember to let Bob Ihrig ( rdihrig@fuse.net ) know of any address change so he can update this on the ListServ. Please put "Tri-State" in the subject box.

---

---

## 2011 Tri-State Officers & Chairpersons

### President

Leadership Team

Bob Ihrig, Jerry Carpenter, John  
Kubler, Julie Adkins, Trudy Flowers

### Vice-President

Trudy Flowers

### Secretary

Becky Kempf

### Treasurer

Julie Adkins

### Website

Donna Loughry

### Banquet/Refreshments

Wilda Everman

### Equipment

Dale Voelker

### Location & Setup

Bob Ihrig

### List-Serve News Group Manager

Bob Ihrig

### Exhibits/Publicity

Richard Jones

### Field Trips

Nancy Beers

### Mentor Series

Mark Kahes

### Membership

Jerry Carpenter

### Nature Slide Chair

Jerry Fritsch

Mark Kraus

### Pictorial Slide Chairs

Joy Sallee

Dale Voelker

### Digital Print Pictorial Chairs

Miriam & Maurice Jennings

Jane McBreen

### Digital Print Nature Chairs

Bob Ebersole

Dan Thompson

### PDI Chair

Jerry Fritsch

Harvey Flowers

### PDI Equipment

Harvey Flowers

### Newsletter

Donna Loughry

### Points/Awards

Margaret Jones

### Programs

Jeff Snyder

### PSA

Don Weideman