

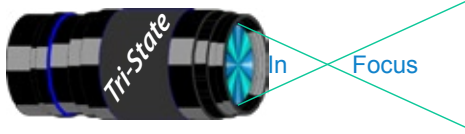


Best of Show at Cumberland Falls!

This image won best of show out of over 300 pictures entered at this year's Cumberland Falls Photography Weekend. It was shot with a Canon 5D Mark II with a 100mm macro lens.

It was shot in deep shade with a polarizer at f16, 4 seconds. I used mirror lockup to maximize sharpness.

Bob Ihrig



Best of Show to the World – Only 4th Place in Our Club?

It puzzles me that while Bob's Image on the front page won best of show at Cumberland Falls, it only got 5th place in our club judging. This got me to thinking. Do I always remember everything on how to judge a photograph during our club-judged competitions? No, I don't! Why? During print judging, there is usually a line and I feel pushed to make a hurried judgment. During Slide & PDI judging, there is little more time to make that judgment. However, I still do not always remember everything about judging a photograph. Why? It seems there is sooooo much to remember! Therefore, most of the time I base my scoring not on photographic issues but by....“guessing” – horrors!

When I am taking photographs, I also do not remember everything about the image in front of me. Many times, I do not take the time to think. When I do take the time to think, I always forget some aspect only to remember it later. I do remember things while I'm processing the images at my computer but rarely in the field. Why?

While working with Jerry Carpenter in photographing the prints for the year-end competition, I heard him run through a list of things to remember when taking a picture based on a word or phrase. (*Fast Wife*) Using this idea that as humans we remember lists of concepts in the form of a word or phrase, I have come up with the following word for judging a photograph. I can ask myself if this is an “ASELECT” image. What does this mean? The following explains this word.

“A” The Letter A being the first letter of the alphabet usually signifies the top position. In the case of our competition topics; *Is this image on topic?* In most cases the image needs to have a clear topic or center of interest. Why? *That* is the primary reason you are taking the photograph!

“S” Is for Sharpness. *Is the amount of Sharpness appropriate for the image?* As we have learned with soft-focus, as well as a shallow depth of field image, the entire image does not need to be “tack sharp” only the center of interest. However, the amount of “soft focus” is also very important.

“E” Is for Exposure. *Is the Exposure correct for this image?* Blown-out whites are generally not a pleasure to look at. But then neither is an image that is too dark.

“L” Is for Light and Color. *Is the Light appropriate for the image?* Is the Color Balance correct and natural for the image?

“E” Another “e,” but this time it is for Emphasis. *How much of the time does your eye stay on the center of interest?* How prominent is it? Does the background recede into the background or does it stand out too much?


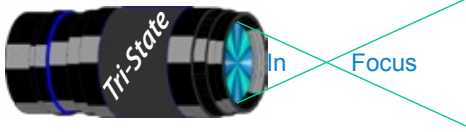
“C” Is for Composition. *Is the composition of the image pleasurable?* We are all familiar with compositional concepts. The rule of thirds is only one of several.

“T” Is for Touching. *Does it really touch me to make me say “WOW”?* This word represents the Impact or WOW factor of the image. Certain subjects do really touch humans, while others do not.

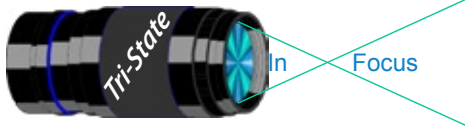
Together all of these concepts *equally* affect the image. If an image has a center of interest that is touching, the color/lighting is great, the sharpness is appropriate but, center of interest is cut off by the bottom of the frame, that is not an “ASELECT” photograph. If I can say yes to all of these concepts then I can feel safe in scoring this photo very high if not a top 10. Missing any one or more, then I can decrease the point value.

Now let's see if I can remember the word and what it means - “ASELECT” during the next club judging!

Donna



This is the image used to calibrate the Projector for PDI images. *(Note - do not use this image in the newsletter as it has been enlarged and therefore degraded.)* The file of this image is located on our website at <http://www.tristatephotographicsociety.com/Documents/TristateProjector.jpg> Once the image is open, right click on the image and choose "save image as" to save to the directory/folder where you want to keep the image. For any other questions, see Jerry Fritsch.



Observing and/or Photographing the Heavens

The Night Sky in May 2011

There are few things more intriguing than the night sky even though that which we see is ancient history. Well, so what if it takes thousands to millions to zillions of light years for the actions going on in the cosmos to catch up with us. Photographing the night sky makes it all the more intriguing. For example, when we place our cameras on a firm tripod and open the shutter for anything from seconds to minutes to hours, the color of the stars is revealed and that can be magnificent to see. Try it; you'll like it. In choosing the other things you want to include makes it all the more intriguing. As Sarah might say, "You betcha'!"

June 1: IF you happen to be in northern Alaska and Canada tonight, you can witness a partial solar eclipse. However, it won't be much to look at since the Moon will only cover about a third of the sun; you most likely will not want to make the trip just for that.

June 7: Talk about star watching and if you enjoy doing that, Regulus is the bright star to the upper right of the Moon tonight.

June 9 : Get your telescope out tonight because the most beautiful of planets—except for ours, of course -- Saturn will be near the upper left of the Moon --- not literally, of course.

June 15: Well, we have missed it again. (It must be solar prejudice against North America.

You have to wonder – what did we do or say?) There will be a total lunar eclipse tonight where most of the world will see it, but not us in North America.

June 21: Summer arrives on the scene officially to the northern hemisphere at 1:15 a.m. – the summer solstice.

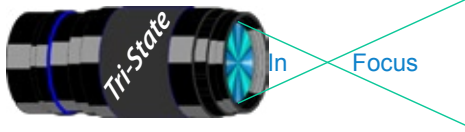
June 25/26: Here comes the King again: Jupiter shines forth in all His Glory before dawn on these dates. Look for Him to the lower left of the Moon on the morning of the 25th and closer to its right of the Moon on the morning of the 26th

June 28: Okay, here comes a war again if Mars has anything to say about it. (It's just what we need – another war!) Look for him to the lower left of the Moon at first light. Look for them low in the east. Mars will climb higher into the morning sky through the rest of the year.

----- LITTLE KNOWN FACTS-----

How to you feel about your weight? Well, consider this if you want to weigh less. If you weigh 160 pounds here on earth, you'd weigh only 136 on Venus. Hey, that's an easy way to weigh less! If you want to put on weight, then go to Jupiter and weigh 422 pounds, but I doubt it you'll want to do that. Your call, though. It's up to you!

John Deering



Photographic Opportunities for the 2011

There are always lots of events going on in the Tri-State area. Many of these events can be excellent opportunities for photography.

Once again I will be looking up future events for the year 2011 for posting in this newsletter and on the website. If you know of additional events for 2011, please let me know so I can list them.

Nature Photographers -

If you know of specific or general times and places to photograph migratory wildlife/birds etc. please share the specifics and I will post them here.

Please e-mail the information to dloughry@fuse.net.

Donna

Krohn Conservatory

(note may be closed on Mondays)

Bonsai Exhibit - (Oct. 9 & 10)

Orchid Exhibit - (Oct. 23 & 24)

Holiday Show in December

www.cincyparks.com/krohn-conservatory/index.shtml

Cincinnati ZOO

PNC Festival of Lights

Nov 25, 2010-Jan 1, 2012.

www.cincinnati-zoo.org

Newport Aquarium

www.newportaquarium.com

Mainstrasse Village Festivals

Goettafest – June 17,18 & 19

Village Antique Show (April-October)

Classic Car Show – August

Oktoberfest – October

www.mainstrasse.org for specific dates and details.

Cincinnati Museum Center

Cleopatra - Feb. 18 - Sep. 5 (\$\$)

You cannot take photographs of this exhibit.

You can take pictures in the following permanent venues:

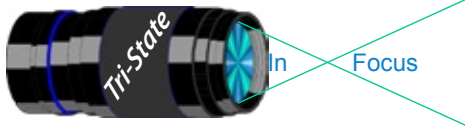
Cincinnati History Museum (\$\$)

Museum of Natural History & Science (\$\$)

Duke Energy Children's museum - remember to get permission if they are not your children. (\$\$)

The Rotundra is also a fascinating place to take pictures.

www.cincymuseum.org



Photographic Opportunities for the 2011 - cont.

Cincinnati Art Museum

Open Tuesday through Sunday, 11 a.m. to 5 p.m.

Closed Mondays, Thanksgiving, Christmas, New Year's Eve, New Year's Day, Martin Luther King Jr. Day, Presidents Day, Memorial Day, Fourth of July, and Labor Day.

www.cincinnatiartmuseum.org

From their website:

Photography

You are welcome to photograph and videotape in the permanent collection galleries, but lights or tripods are not permitted. Photography of temporary exhibitions, works on loan, works created after 1978, or works by living artists is not permitted.

Sketching and Copying

You are welcome to sketch with dry media. Copyists working with wet media may obtain a free permit at the Visitor Services Desk. Sketching and copying are not permitted of temporary exhibitions, works on loan, works by living artists, or works created after 1978.

Balluminaria at Eden Park

An Annual event usually held in November at Eden Park

Coney Island \$\$

www.coneyislandpark.com/print_calendar.php

44th Summerfair

June 3-5 2011

<http://summerfair.org/> for more details.

Paddlefest

June 23-25, 2011.

Hint: Find a place down river from Coney Island on Saturday June 24 between 9 AM and noon to take photos of hundreds of canoes on the Ohio River. Other river traffic is stopped for this event.

12th Annual LaRosa's Balloon Glow

\$ for Parking - otherwise free.

July 3, 2011

8PM Balloon

10 PM Rozzi Fireworks

Cruise-A-Palooza

Classic Car Show

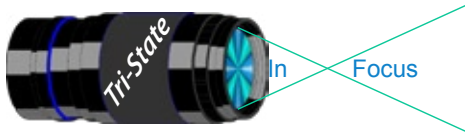
September 3, 2011

Concours d'Elegance

June 12, 2011 at Ault Park

10-4 PM

www.ohioconcours.com for details.



In case you are interested:

Real Fans Stick Together™ at Eighth-Annual Duct Tape Festival

-Unique festival raises the score with sports-themed duct tape sculptures, parade and more-

AVON, Ohio - Whether or not your favorite team has a winning record, Real Fans Stick Together™ to show their loyal support. And this year, they can also attend the eighth-annual Avon Heritage Duct Tape Festival to celebrate their love of sports and pay tribute to America's favorite fix-all - duct tape. This Father's Day weekend tradition features fashions, sculptures and parade floats made out of Duck Tape® brand duct tape, along with festival fun, food and entertainment.

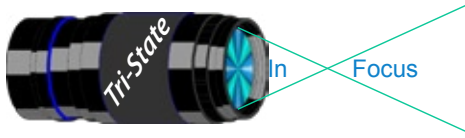
Hosted in Avon, Ohio, the "Duct Tape Capital" of the world, and home of Duck Tape® brand duct tape, this free, three-day event celebrates everything duct tape, including the Duck® brand palette of more than 20 colors and patterns. This year's sports-inspired "Real Fans Stick Together™" theme pays tribute to the newest line of duct tape added to the growing roster - College Duck Tape® brand duct tape, which features the logos, mascots and colors of favorite college teams.

Festivities kick-off on **Friday, June 17, 2011, at 4 p.m.** Highlights include:

- * A variety of sports-themed duct tape sculptures and fashions
- * A duct tape sculpture scavenger hunt throughout the festival grounds
- * An arts and crafts tent where visitors can use duct tape to create their own sports memorabilia, like pennants, pom poms, megaphones and more
- * A free roll of Duck Tape® to the first 500 attendees each day of the festival
- * A parade on Saturday, June 18, featuring floats made with duct tape by local businesses and organizations
- * Traditional festival favorites - games, rides, food and live entertainment

The Avon Heritage Duct Tape Festival begins at **Veteran's Memorial Park** on **Friday, June 17, from 4 p.m. to 11 p.m.**, and continues **Saturday, June 18, from 11 a.m. to 11 p.m.** and **Sunday, June 19, from 11 a.m. to 5 p.m.** The **duct tape parade** begins at **10 a.m. on Saturday at Avon High School and ends at Veteran's Memorial Park.**

For more information about the Avon Heritage Duct Tape Festival, directions and hotel accommodations, call 1-866-818-1116 or visit www.DuctTapeFestival.com.



March Pictorial -

Open - *Formal*

Slides - Tyro

- 1 Miller, Katherine Night Reflections

Slides - Accomplished

- 1 Jennings, Miriam Pitcher & Glasses
2 Jennings, Maurice Orange

PDI - Tyro

- 1 Reeme, Pete Butterfly On Lily
2 Kempf, Robbie Two Gulls
3 Robinson, Keith Buckeye Falls

PDI - Accomplished

- 1 Everman, Wilda Hensley Reflection
2 Loughry, Donna Zoo Fireworks
3 Ebersole, Bob About To Splash
4 Kraus, Mark Marblehead Sunset

Prints - Accomplished

- 1 Schafer, Lane Just Another Alley In Venice
2 Jones, Richard Suspension Bridge
3 Jones, Margaret Heart-Shaped Face
4 Voelker, Dale Cades Cove Pasture
5 Beers, Nancy Mixed Media
6 Kubler, John San Ildefonso Pueblo
6 Steele, Keith Fireworks

B/W Prints - Accomplished

- 1 Flowers, Trudy Columns
2 Ihrig, Bob Hair
3 Deering, John The Kissing Bridge
4 Carpenter, Jerry Southern Arches
5 Shadix, Carl Where'd He Go?

March Nature -

Rows of Things - informal

Slides - Accomplished

- 1 Jennings, Miriam Ceacropia
2 Jennings, Maurice Chicory
3 Voelker, Dale Rows Of Teeth
4 Deering, Ann Buffalo
5 Carpenter, Jerry Rows Of Hair, Teeth, & 2 Dots
6 Shadix, Carl Roseate Spoonbill
7 Deering, John Jupiter Gallelean

PDI - Tyro

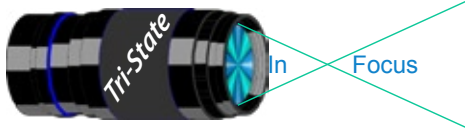
- 1 Mullins, John Three Fronds

PDI - Accomplished

- 1 Flowers, Trudy Wild Parakeets
1 Kraus, Mark Tropical Leaf
3 Ihrig, Bob Frond Rows
4 Ruh, Joe Orchids
5 Loughry, Donna Rows Of Hoodoos
6 Everman, Wilda Rows Of Snow On Fern Fronds
7 Ebersole, Bob Hoodoos In Bryce Amphitheater

Prints - Accomplished

- 1 Kubler, John Badlands N.P.
2 Jones, Richard Row Of Caterpillars On Banana Leaf
3 Jones, Margaret Rows Of Black Bars on Wings
4 Beers, Nancy Spickey Rows
5 Sallee, Joy Sweet Nectar
6 McBreen, Jane Rows Of Icicles



April Pictorial -
Through The Window - informal

Slides - Accomplished

- 1 Jennings, Miriam Mickey At Christmas
- 2 Jennings, Maurice Sweet Shop
- 3 Deering, Ann Won't You Come In?
- 4 Jones, Margaret Looking Through a Rock Window
- 5 Voelker, Dale Frosty Morning

PDI - Tyro

- 1 Tubesing, Dave Shop Window

PDI - Accomplished

- 1 Flowers, Trudy View From Good Shepherd Chapel
- 2 Flowers, Harvey Granny's Parlor
- 3 Ebersole, Bob Haunted House
- 4 Ihrig, Bob Aunt Becky's Window
- 5 Carpenter, Jerry What a Great Story
- 5 Kraus, Mark Fireman
- 7 Kempf, Becky Boys

Prints - Tyro

- 1 Adkins, Julie Lonely Long Stems
- 2 Miller, Katherine View Through the Window
- 3 Terry, Amanda Don't Just Stand There, Let Me In

Prints - Accomplished

- 1 Beers, Nancy Amber Jar
- 2 Kubler, John The White Barn
- 3 Schafer, Lane House Hunters International
- 4 Jones, Richard Looking Through a Lighthouse Window
- 5 Ice, Paul Moviac Pictures
- 6 Sallee, Joy Through the Glass Darkly
- 7 McBreen, Jane Wishing For Catnip

April Nature -
Seeds & Seed Pods - informal

Slides - Accomplished

- 1 Everman, Wilda Seed Pod
- 2 Jennings, Maurice Red Maple Seed
- 3 Jennings, Miriam Milkweed Seeds
- 4 Shadix, Carl Seed Pods
- 5 Voelker, Dale Coniferous Seed Pod
- 6 Jones, Margaret Salsify Not Dandelion
- 7 Jones, Richard Indian Milkweed

PDI - Tyro

- 1 Kempf, Robbie Holly Pods

PDI - Accomplished

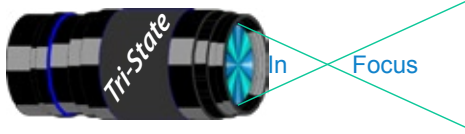
- 1 Carpenter, Jerry Red Beans, No Rice
- 2 Kubler, John Dandelion
- 3 Kraus, Mark Wild Pod
- 4 Charette, Nelson Chocolate Tree Seed Pod
- 5 Loughry, Donna Old Man Milkweed

Prints - Tyro

- 1 Elkins, Ron Jim Dandy

Prints - Accomplished

- 1 Ihrig, Bob Lotus Seed Pod
- 2 McBreen, Jane Spring Nuisance
- 3 Flowers, Trudy Points Of Interest
- 4 Kempf, Becky Empty Pod Syndrome



May Pictorial -
Open - informal

Slides - Accomplished

- | | | | |
|---|-------------------|----------------|---|
| 1 | Voelker, Dale | Aah-ooo | 1 |
| 2 | Deering, John | Carrie | 2 |
| 3 | Jennings, Miriam | Tybee Island | 3 |
| 4 | Jennings, Maurice | Pull Tab | 4 |
| 5 | Shadix, Carl | Cayman Island | 5 |
| 6 | Deering, Ann | Lovely Morning | 6 |

PDI - Tyro

- | | | |
|---|-----------------|--------------|
| 1 | Mullins, John | Detroit |
| 2 | Schuler, Leland | Empty Gazebo |

PDI - Accomplished

- | | | |
|---|------------------|---------------------------|
| 1 | Kempf, Becky | A Tender Moment |
| 2 | Ruh, Joe | Morning Feeding |
| 3 | Kubler, John | Out Of Gas On Rt. 66 |
| 4 | Loughry, Donna | Handmade Seed Pod Flowers |
| 5 | Flowers, Trudy | Dew-Kissed Lily |
| 6 | Charette, Nelson | Infrared Lamp |
| 7 | Carpenter, Jerry | Mug Shot |

Prints - Tyro

- | | | |
|---|---------------|-------------------|
| 1 | Kempf, Robbie | Which Way is Out? |
| 2 | Elkins, Ron | Paradise |

Prints - Accomplished

- | | | |
|---|-----------------|----------------------------|
| 1 | Ihrig, Bob | Casablanca |
| 2 | Kraus, Mark | Alvin |
| 3 | Schafer, Lane | Old Building |
| 4 | Ice, Paul | I Wish They Were Open |
| 5 | Jones, Margaret | 1920's Carousel Horse |
| 6 | Beers, Nancy | Spring Bud |
| 7 | Jones, Richard | Award Winning Photographer |

May Nature -
Open - *Formal*

Slides - Accomplished

- | | | |
|---|-------------------|----------------------|
| 1 | Jennings, Miriam | Green Moray & Friend |
| 2 | Jennings, Maurice | Butterfly |
| 3 | Shadix, Carl | Female Wood Duck |

PDI - Tyro

- | | | |
|---|---------------|---------------------|
| 1 | Kempf, Robbie | Ault Park Butterfly |
| 2 | Mullins, John | Bee |

PDI - Accomplished

- | | | |
|---|------------------|------------------------------|
| 1 | Carpenter, Jerry | Singing the Blues |
| 2 | Kubler, John | Junior Warbler |
| 3 | Kempf, Becky | Chopsticks |
| 4 | Loughry, Donna | Mottled U |
| 5 | Ihrig, Bob | Maple And Moss |
| 6 | Everman, Wilda | Fall In the Smokey Mountains |

Prints - Tyro

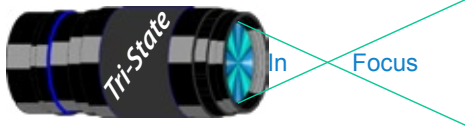
- | | | |
|---|-------------|----------|
| 1 | Elkins, Ron | Route 48 |
|---|-------------|----------|

Prints - Accomplished

- | | | |
|---|-----------------|---------------------------------------|
| 1 | Schafer, Lane | Tri-Colored Heron |
| 2 | Kraus, Mark | Male Black |
| 3 | Jones, Richard | Snowy Egret In Breeding Plum-
mage |
| 4 | McBreen, Jane | Waiting For My Nails To Dry |
| 5 | Wiedeman, Don | Scimitar-Horned Oryx |
| 6 | Voelker, Dale | Stump In Maine |
| 7 | Jones, Margaret | Display Of Dominance |

B/W Prints - Accomplished

- | | | | |
|---|----------------|-----------------|---|
| 1 | Fritsch, Jerry | B & W Dragonfly | 8 |
|---|----------------|-----------------|---|



**Please Note changes in meeting dates
due to conflicts at the Center:**

June Meeting Dates:

Friday June 3, 2011 - Pictorial - 1st Friday

Friday June 17, 2011 - Nature - 3rd Friday

July Meeting Dates:

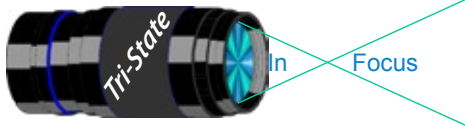
Friday July ??, 2011 - Pictorial - 1st Friday

Friday July ??, 2011 - Nature - 3rd Friday

Editor's Note:

Deadline for the Next Issue is June 27, 2011.

(Note the first friday of the July is the 1st.)



TRISTATE PHOTOGRAPHIC SOCIETY COMPETITION CATEGORIES - 2011

<u>Pictorial (1st meeting)</u>	<u>Month</u>	<u>Nature (2nd meeting)</u>
Open - Slides/Informal Prints/PDI	January	Black & White - Slides/Informal Prints/PDI
Pets - Slides/Informal Prints/PDI	February	Open - Slides/Informal Prints/PDI
Open - <i>Formal</i> Slides/Prints/PDI	March	Rows Of Things - Slides/Informal Prints/PDI
Through The Window - Slides/Informal Prints/PDI	April	Seeds/Seed Pods - Slides/Informal Prints/PDI
Open - Slides/Informal Prints/PDI	May	Open - <i>Formal</i> Slides/Prints/PDI
Fountains - Slides/Informal Prints/PDI	June	Open - Slides/Informal Prints/PDI
Open - <i>Formal</i> Slides/Prints/PDI	July	Weather - Slides/Informal Prints/PDI
Antiques - Slides/Informal Prints/PDI	August	Lakes/Streams/Rivers - Slides/Informal Prints/PDI
Open - Slides/Informal Prints/PDI	September	Open - <i>Formal</i> Slides/Prints/PDI
Churches - Slides/Informal Prints/PDI	October	Open - Slides/Informal Prints/PDI
Open - <i>Formal</i> Slides/Prints/PDI	November	Sunrise/Sunset - Slides/Informal Prints/PDI
Candle Light - Slides/Informal Prints/PDI	December	Open - Slides/Informal Prints/PDI

Reminder:

Limit 1 print for Competitions.

*Additional print(s) will be for
Display and Discussion.*

*A Formal print is Matted only -
no Frames.*

For PDI (Projected Digital Image)

If you would like to participate in the Projected Digital Images competitions you can email them to Jerry at jafritsch01@yahoo.com up through the Thursday before each Friday meeting. They should be JPEG format (.JPG file type) with the longest side having 750 pixels or less.

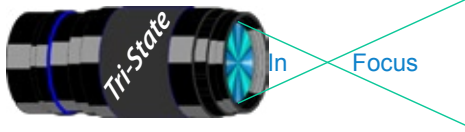
You can re-size the images in your digital processing software, usually under Image, then Image Size. Change the scale to pixels (not inches or cm),

and modify the longest side (height or width) to 750. The other dimension should automatically adjust.

If you don't know how to adjust the size, or can't, feel free to email the image to Jerry. He will adjust the size. For best color results, your JPEG image should also use a sRGB color profile.

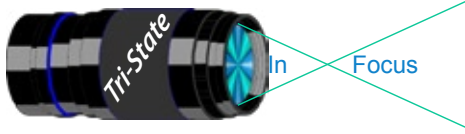
Please include your name, the image title, and if you are competing in Tyro or Advanced categories in the e-mail.

The file used to Calibrate the Projector for PDI images is located on our website at <http://www.tristatephoto-graphicsociety.com/Documents/TristateProjector.jpg> Once the image is open, right click on the image and choose "save image as" to save to the directory/folder where you want to keep the image.



TRISTATE PHOTOGRAPHIC SOCIETY COMPETITION CATEGORIES - 2012

<u>Pictorial (1st meeting)</u>	<u>Month</u>	<u>Nature (2nd meeting)</u>
Open - Slides/Informal Prints/PDI	January	Simplicity, Less Is More - Slides/Informal Prints/PDI
Anything Wood - Slides/Informal Prints/PDI	February	Open - Slides/Informal Prints/PDI
Open - Formal Slides/Prints/PDI	March	Power Of Three - Slides/Informal Prints/PDI
Tombstones - Slides/Informal Prints/PDI	April	Spring - Slides/Informal Prints/PDI
Open - Slides/Informal Prints/PDI	May	Open - Formal Slides/Prints/PDI
Tools - Slides/Informal Prints/PDI	June	Open - Slides/Informal Prints/PDI
Open - Formal Slides/Prints/PDI	July	Blooms - Slides/Informal Prints/PDI
Hunting/Fishing/Outdoor - Slides/Informal Prints/PDI	August	Insects - Slides/Informal Prints/PDI
Open - Slides/Informal Prints/PDI	September	Open - Formal Slides/Prints/PDI
Photojournalism - Slides/Informal Prints/PDI	October	Open - Slides/Informal Prints/PDI
Open - Formal Slides/Prints/PDI	November	Landscapes - Slides/Informal Prints/PDI
Hands - Slides/Informal Prints/PDI	December	Open - Slides/Informal Prints/PDI



Refreshments

July - **Need help**
August
September
October
November
December - Everyone

Future Program/Field Trips

July - Soft Focus Mentor Series followup.
August -
September -
October -
November -
December -

We need more folks to sign up for refreshments.
See Wilda to sign up

E-mail Address Change Reminder.

If you change your e-mail address there are lots of people to notify, and it is easy to forget someone who needs to know your new address.

Remember to let Bob Ihrig (rdihrig@fuse.net) know of any address change so he can update this on the ListServ. Please put "Tri-State" in the subject box.

2011 Tri-State Officers & Chairpersons

President

Leadership Team

Bob Ihrig, Jerry Carpenter, John Kubler, Julie Adkins, Trudy Flowers

Vice-President

Trudy Flowers

Secretary

Becky Kempf

Treasurer

Julie Adkins

Website

Donna Loughry

Banquet/Refreshments

Wilda Everman

Equipment

Dale Voelker

Location & Setup

Bob Ihrig

List-Serve News Group Manager

Bob Ihrig

Exhibits/Publicity

Richard Jones

Field Trips

Nancy Beers

Mentor Series

Mark Kahes

Membership

Jerry Carpenter

Nature Slide Chair

Jerry Fritsch

Mark Kraus

Pictorial Slide Chairs

Joy Sallee

Dale Voelker

Digital Print Pictorial Chairs

Miriam & Maurice Jennings

Jane McBreen

Digital Print Nature Chairs

Bob Ebersole

Dan Thompson

PDI Chair

Jerry Fritsch

Harvey Flowers

PDI Equipment

Harvey Flowers

Newsletter

Donna Loughry

Points/Awards

Margaret Jones

Programs

Jeff Snyder

PSA

Don Weideman