



In Focus

Tri-State Photographic Society

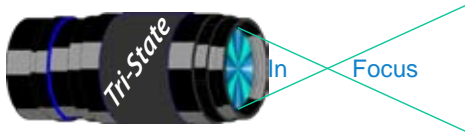
Volume 17

Issue #9

November 2010



"An Avid Reader" by Donna Loughry.  
Canon XSI , 1/60, f4.5, + 1.5  
w/Hotshoe Flash (75° ceiling bounced) .



## On the Cover

### Opportunity Knocks.....Will You Answer?

As I have been watching the competitions over the past year, it occurred to me that as a club we all have a wide variety of opportunities to obtain the “perfect” image. But, when it is boiled down to each member, not every member has the same opportunities. I don’t know about you but I have a tendency to be envious of some of the opportunities that other members have that I do not have.

For instance, I do not have pets nor do I have children and seldom have opportunities to photograph them. Therefore, when Becky came up with her photograph of her dog, with reading glasses, reading a book, I thought it was a wonderful photograph! The composition was great as well as the lighting and it was tack sharp! It was the type of photograph you don’t forget and that always brings a smile to my face. Was I envious of her opportunity? Yes!

While talking to Becky, she said she was envious of my trip out west to Yellowstone and Grand Teton National Parks. While I had a great time and took loads of shots, will there be one standout as good as the one with her dog? I don’t know, but then it is a different subject.

By sharing our photographs, we share our photographic experiences.

During the holidays, I had the chance to expand my photographic horizons into an area I had never had any opportunity to explore. My niece wanted some current pictures of her for her facebook page. My father decided to set up a spot in their house for this purpose. He then

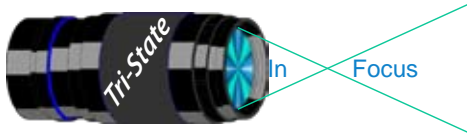
mounts on a *big* tripod, this *tiny* little point and shoot while I got out my tripod with my DSLR, with flash attached. I figured I could at least take advantage of the opportunity and take some shots myself. He takes one look at my setup and says, “You’re going to take the pictures!” Then puts his camera away! My first thought was “I’ve never done anything like this before!” But I did not say anything.

By recalling several of the club programs, magazine articles I’ve read, and yes – the photographic sessions on *America’s Next Top Model*, I was able to take several photographs of various members of the family including the photograph of my niece on the cover. Were they perfect - no! But everyone was happy with them. I took advantage of an opportunity that showed itself without any planning on my part. I was more ready for it than I thought!

All of the photographs that are entered in our competitions are the way we share our photographic opportunities with each other. In this way, we *all* take part of the photographic opportunities *each of us* has. With our experiences behind us, we can understand the work and patience that goes into every great shot.

My resolution from last year was not to agonize over those opportunities that I do not have or have missed. This New Years Eve, my resolution is to take advantage of opportunities that present themselves - *if I want to*. Then, not agonize over the ones I decide not to do.

*Donna*



## PSA Lightroom Seminar

**Saturday, December 11, 2010  
from 9:30 – 11:00 a.m.**

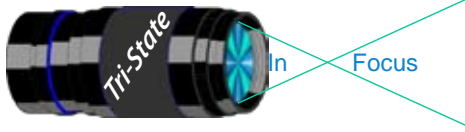
Jerry Fritsch will conduct a PSA (Photographic Society of America) Seminar on Lightroom 3 in which many TSPS members have expressed an interest.

The program will take place at the Campbell County Library, 3920 Alexandria Pike, Cold Spring, a few minutes south of our normal meeting place.

The demonstration will include easy image importing, rating images and building collections, a develop module including crop-

ping, lens corrections, basic panel and noise reduction, black and white special effects, easy to share slide shows and creating a print template. There is no charge, no reservations necessary. Just bring yourself and a notebook, no laptops.

A drawing will be held among attendees for a Camera Bag, lightroom lens cloths, luggage tags, a Lightroom T-shirt, and one copy of Lightroom 3 software. Coupons will be available for a 15% Adobe Store discount.



---

## Places to Go To View & Photograph Wildlife

Thank you to Paul Ice, Jerry Fritsch and Richard Jones for this information.

### Winter

Jan/Feb is a good time to see eagles, as they breed during this time. *Alton, IL (see special section below)* & *Land Between the Lakes, KY* get good numbers. Land Between the Lakes offers van and boat tours for eagles (Jan/Feb). You can also see (captured) elk and bison up close there anytime, but Oct-Feb is when the male elk have antlers. Land Between the Lakes also has (wild) Fallow Deer.

Mid-late Feb: duck / geese / swans migrate North. *Ottawa NWR* and *Magee Marsh (Ohio) State Park*, along Lake Erie. Massive numbers along Mississippi fly-way. If you go to Alton for eagles, look up for thousands of Snow Geese migrating. You may also see pelicans.

You can see Sandhills migrate north at the end of February - early March at *Ewing Bottoms*, near Seymour, IN. Also, fewer numbers at near-by *Muscatatuck NWR*. Muscatatuck is also good for geese, ducks, some swans, hawks, owls, deer and otters, as well as being a good spot for birds.

### Ewing Bottoms

The main attraction at the Ewing Bottoms in Indiana is the rather large numbers of Sandhill Cranes that spend January and February in the bottoms. The number of Sandhill cranes diminishes over the season. At its peak it may exceed 10,000.

In the midst of the Sandhills there may be a Whooping Crane. This bird is color banded and has a radio transmitter band on one leg. This bird has been seen on previous occasions with Sandhill Cranes. It appears to be a one of the Whooping cranes that were part of the experimental flock that were raised in Wisconsin and led to Florida by

ultralight aircraft. Each year they return on their own to Wisconsin. There may be also a few eagles and tundra swans.

Directions:

Drive US Route 50 west from Lawrenceburg, IN. After passing the Muscatatuck National Wildlife Refuge and Seymour, IN, you will enter the small town of Brownstown, IN. In Brownstown route 50 makes a sharp right turn. Continue on 50 a few blocks, until you come to a sign marking the right turn to the town of Ewing. Drive half a mile to Ewing. At the center of this town make a left and descend toward the River. After crossing the bridge you are in the bottoms. Drive around on the county roads as the cranes may be along different roads on different days. Watch for cranes in the air to help find them. They usually will land in last year's cornfields. They aren't hard to find.

### Spring

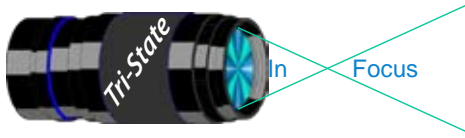
*Magee Marsh (Ohio) State Park* is the best place to see large numbers of warblers, and other song birds, that migrate north around Mother's Day.

A lot of bird and butterfly photography can be done April-June at *Eastfork (Ohio) State Park*, as well as *Ault Park (Cincinnati)* and *Winton Woods, Sharon Woods* and *Miami Whitewater (Hamilton Co)* parks. If you take seed, Sharon Woods has a bird blind.

You can use *Cincinnati Nature Center* to shoot frogs, butterflies and birds. *Oxbow*, by Lawrenceburg, IN, is a great place for herons and other waterfowl.

*Fernald (OH) Wetlands* is a good place for swans, ducks, hawks and butterflies. While there are public paths in the Fernald wetlands, here's a hint, contact them ahead of time and ask for a





---

## Places to Go To View & Photograph Wildlife - cont.

naturalist/guide. If you do this, you may be able to go on paths not generally open to the public. At Fernald, be prepared to hike a bit carrying your gear.

### Fall

First two weeks of November, massive numbers of Sandhill Cranes (and maybe Whooping if you are lucky) at Jasper-Pulaski State Park, IN. are present as they migrate South.

### Other notes:

Mid-April brings the Midwest's best photo contest at Hocking Hills, OH. [www.shootthehills.com](http://www.shootthehills.com). This is the best time to capture the waterfalls here. A good place to stay is one of the cabins.

### Alton, Illinois

Alton's web-site - <http://www.visitilton.com/index.cfm>

The site will probably start featuring the Eagle information closer to January. There are several eagle events already on the calendar if you scroll down to January.

This is where Paul Ice takes a lot of eagle photos each winter. It is roughly six hours from northern Kentucky but it can be closer to 5 ½ hours if you don't stop much.

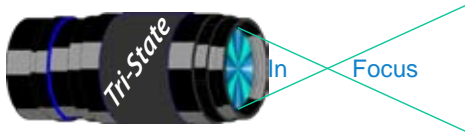
The wildlife refuge across the river from Alton where much of the photography can happen is the Riverlands Migratory Birds Sanctuary. In

addition to the eagles, you will find lots of swans and usually several hundred pelicans that have stopped there for migration. Website: <http://www.mvs.usace.army.mil/Rivers/RMBS.html>

The remaining area is found by driving up Rt. 1 following the river. Eagles will be found on the river side where there are trees and on the cliff side of the road up in the trees. The road has signs to be aware of eagle watchers stopped along the highway.

From Alton, IL you can be in downtown St. Louis in roughly 20 – 30 minutes if you want to get down to the Arch area. Other things in the area include the Zoo which may be free and if you are there early enough there is free parking on the street. There is also the Lone Elk Park on the south-west side of St. Louis. The compound is all fenced in and you drive through. They have two areas – one with the elk and the other with buffalo. Website: <http://www.co.st-louis.mo.us/parks/LoneElk.html>

In the same basic area of the Lone Elk Park is the Endangered Wolf Center which was started as an off-shoot of the St. Louis Zoo. It makes a good trip to hit both of these places in the same day since they are in the same area. Website: <http://www.endangeredwolfcenter.org/home>



November Pictorial -  
Open - Formal

Slides - Tyro

- 1 Miller, Katherine Red Orchid

Slides - Accomplished

- 1 Jennings, Maurice Yellow Feather  
2 Jennings, Miriam Dayton Reflection  
3 Thompson, Dan Rain, Rain Go Away!  
4 Walter, Garry Guardrail Gobbler

PDI - Tyro

- 1 Tubesing, Dave Thank You For Bringing Him Home  
2 Loughry, Donna Front Porch View

PDI - Accomplished

- 1 Kraus, Mark Bridge  
1 Kubler, John Hummingbird At Pecos River, NM  
3 Ebersole, Bob Fall Hay Field

B/W Prints - Tyro

- 1 Flowers, Trudy Morning Mist

B/W Prints - Accomplished

- 1 Carpenter, Jerry Long Walk To the Barn  
2 Jones, Margaret Smoky Mountain Stream  
3 Deering, John Road Less Traveled  
4 Shadix, Carl Slave Girl

Prints - Tyro

- 1 Schafer, Lane Lost Civilization  
2 Robinson, Keith Autumn Falls  
3 Kempf, Becky Venice In Vegas  
4 Kempf, Robbie Nanny  
5 Graff, Gary Too Pooped To Pop  
6 Elkins, Ron Skinny Dipping

Prints - Accomplished

- 1 Jones, Richard Leaving Town At Warp Speed  
1 Voelker, Dale Tree & Horse  
3 Ihrig, Bob Faded Beauty  
4 Sallee, Joy Iguana  
5 Deering, Ann Foggy Sailing

November Nature -  
Raptors - informal

Slides - Accomplished

- 1 Jennings, Miriam Barn Owl  
2 Walter, Garry Baby Great Horned Owl  
3 Voelker, Dale Red Shouldered Hawk  
4 Shadix, Carl Camouflaged

PDI - Tyro

- 1 Loughry, Donna Barn Owl Portrait  
2 Flowers, Trudy Grand Canyon Condors

PDI - Accomplished

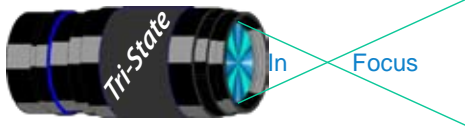
- 1 Thompson, Dan Hawk Portrait  
2 Jennings, Maurice Osprey With Fish  
3 Carpenter, Jerry Great Horned Owl In Tree Hole  
4 Kraus, Mark Red-Shoulder Hawk's Nest  
5 Ebersole, Bob Bad Feather Day

Prints - Tyro

- 1 Schafer, Lane Osprey  
2 Ice, Paul Beak Cleaning 101  
3 McBreen, Jane Good Morning  
4 Miller, Katherine American Kestrel  
5 Graff, Gary Pride Of Our Country

Prints - Accomplished

- 1 Jones, Margaret Red-Shouldered Hawk  
2 Kubler, John Up Close  
3 Jones, Richard Female Snail Kite  
4 Ihrig, Bob Hawk Portrait  
5 Wiedeman, Don Red Tail



**Please Note changes in meeting dates  
due to conflicts at the Center:**

**December Meeting Dates will be:**

Friday December 3, 2010 - Pictorial - 1st Friday  
*(No Holiday Potluck Snacks)*

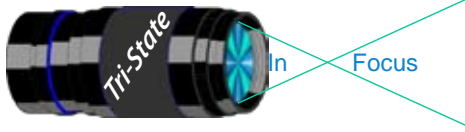
Friday December 17, 2010 - Nature (3rd Friday)  
***Holiday Snack Potluck***

**January Meeting Dates:**

*To Be Determined*

*Editor's Note:*

***Deadline for the December Issue is January 1, 2011.***  
*(first meeting is January ???.)*



## TRISTATE PHOTOGRAPHIC SOCIETY COMPETITION CATEGORIES - 2010

Pictorial (1st meeting)	Month	Nature (2nd meeting)
Open Slides or PDI/Informal Prints	January	<b>Wild Animal Babies</b> Slides or PDI/Informal Prints
<b>Books</b> Slides or PDI/Informal Prints	February	<b>Open</b> Slides or PDI/Informal Prints
<b>Open Formal</b> Prints/Slides or PDI	March	<b>Sand</b> Slides or PDI/Informal Prints
<b>Rural Images</b> Slides/Informal Prints	April	<b>Peaks</b> Slides/Informal Prints
<b>Open</b> Slides/Informal Prints	May	<b>Open Formal</b> Prints/Slides
<b>Nightscares</b> Slides/Informal Prints	June	<b>Open</b> Slides/Informal Prints
<b>Open Formal</b> Prints/Slides	July	<b>Animals With Antlers Or Horns</b> Slides/Informal Prints
<b>Musical Instruments</b> Slides/Informal Prints	August	<b>Poisonous Or Venomous</b> Slides/Informal Prints
<b>Open</b> Slides/Informal Prints	September	<b>Open Formal</b> Prints/Slides
<b>Hobbies</b> Slides/Informal Prints	October	<b>Open</b> Slides/Informal Prints
<b>Open Formal</b> Prints/Slides	November	<b>Raptors</b> Slides/Informal Prints
<b>Architectural Detail</b> Slides/Informal Prints	December	<b>Open</b> Slides/Informal Prints

*Reminder:*

*Limit 1 print for Competitions.*

*Additional print(s) will be for  
Display and Discussion.*

*A Formal print is Matted only -  
no Frames.*

### For PDI (Projected Digital Image)

If you would like to participate in the **Projected Digital Images** competitions you can email them to Jerry at jafritsch01@yahoo.com up through the Thursday before each Friday meeting. They should be JPEG format (.JPG file type) with the longest side having 750 pixels or less.

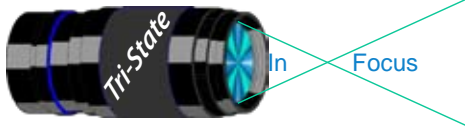
You can re-size the images in your digital processing software, usually under Image, then Image Size. Change the scale to pixels (not inches or cm),

and modify the longest side (height or width) to 750. The other dimension should automatically adjust.

If you don't know how to adjust the size, or can't, feel free to email the image to Jerry. He will adjust the size. For best color results, your JPEG image should also use a sRGB color profile.

Please include your name, the image title, and if you are competing in Tyro or Advanced categories in the e-mail.



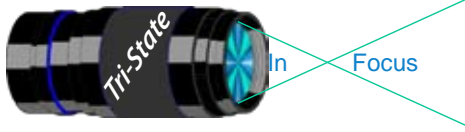


## TRISTATE PHOTOGRAPHIC SOCIETY COMPETITION CATEGORIES - 2011

<u>Pictorial (1st meeting)</u>	<u>Month</u>	<u>Nature (2nd meeting)</u>
<b>Open</b> - Slides/Informal Prints/PDI	January	<b>Black &amp; White</b> - Slides/Informal Prints/PDI
<b>Pets</b> - Slides/Informal Prints/PDI	February	<b>Open</b> - Slides/Informal Prints/PDI
<b>Open - Formal</b> Slides/Prints/PDI	March	<b>Rows Of Things</b> - Slides/Informal Prints/PDI
<b>Through The Window</b> - Slides/Informal Prints/PDI	April	<b>Seeds/Seed Pods</b> - Slides/Informal Prints/PDI
<b>Open</b> - Slides/Informal Prints/PDI	May	<b>Open - Formal</b> Slides/Prints/PDI
<b>Fountains</b> - Slides/Informal Prints/PDI	June	<b>Open</b> - Slides/Informal Prints/PDI
<b>Open - Formal</b> Slides/Prints/PDI	July	<b>Weather</b> - Slides/Informal Prints/PDI
<b>Antiques</b> - Slides/Informal Prints/PDI	August	<b>Lakes/Streams/Rivers</b> - Slides/Informal Prints/PDI
<b>Open</b> - Slides/Informal Prints/PDI	September	<b>Open - Formal</b> Slides/Prints/PDI
<b>Churches</b> - Slides/Informal Prints/PDI	October	<b>Open</b> - Slides/Informal Prints/PDI
<b>Open - Formal</b> Slides/Prints/PDI	November	<b>Sunrise/Sunset</b> - Slides/Informal Prints/PDI
<b>Candle Light</b> - Slides/Informal Prints/PDI	December	<b>Open</b> - Slides/Informal Prints/PDI

## TRISTATE PHOTOGRAPHIC SOCIETY COMPETITION CATEGORIES - 2012

<u>Pictorial (1st meeting)</u>	<u>Month</u>	<u>Nature (2nd meeting)</u>
<b>Open</b> - Slides/Informal Prints/PDI	January	<b>Simplicity, Less Is More</b> - Slides/Informal Prints/PDI
<b>Anything Wood</b> - Slides/Informal Prints/PDI	February	<b>Open</b> - Slides/Informal Prints/PDI
<b>Open - Formal</b> Slides/Prints/PDI	March	<b>Power Of Three</b> - Slides/Informal Prints/PDI
<b>Tombstones</b> - Slides/Informal Prints/PDI	April	<b>Spring</b> - Slides/Informal Prints/PDI
<b>Open</b> - Slides/Informal Prints/PDI	May	<b>Open - Formal</b> Slides/Prints/PDI
<b>Tools</b> - Slides/Informal Prints/PDI	June	<b>Open</b> - Slides/Informal Prints/PDI
<b>Open - Formal</b> Slides/Prints/PDI	July	<b>Blooms</b> - Slides/Informal Prints/PDI
<b>Hunting/Fishing/Outdoor</b> - Slides/Informal Prints/PDI	August	<b>Insects</b> - Slides/Informal Prints/PDI
<b>Open</b> - Slides/Informal Prints/PDI	September	<b>Open - Formal</b> Slides/Prints/PDI
<b>Photojournalism</b> - Slides/Informal Prints/PDI	October	<b>Open</b> - Slides/Informal Prints/PDI
<b>Open - Formal</b> Slides/Prints/PDI	November	<b>Landscapes</b> - Slides/Informal Prints/PDI
<b>Hands</b> - Slides/Informal Prints/PDI	December	<b>Open</b> - Slides/Informal Prints/PDI

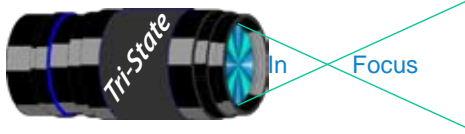


## Tri-State Photographic Society 2011 Officers/Chairs

<u>Office/Chair</u>	<u>2011 Nominee</u>
President	Leadership team (*)
Vice-President	Trudy Flowers
Secretary	Becky Kempf
Treasurer	Julie Adkins
Website	Donna Loughry
Banquets/Refreshments	Wilda Everman
Exhibits/Publicity	Richard Jones
Equipment	Dale Voelker
Location & Setup	Bob Ihrig
List-Serve/News Group Manager	Bob Ihrig
Field Trips	Nancy Beers (**)
Membership	Jerry Carpenter
Nature Slide Chair 1	Jerry Fritsch
Nature Slide Chair 2	Mark Kraus
Pictorial Slide Chair 1	Joy Sallee
Pictorial Slide Chair 2	Dale Voelker
Slide Projector Operator	Garry Walter
Digital Print Pictorial Chair 1	Miriam & Maurice Jennings
Digital Print Pictorial Chair 2	Jane McBreen
Digital Print Nature Chair 1	Bob Ebersole
Digital Print Nature Chair 2	Dan Thompson
PDI Chair	Jerry Fritsch
PDI back-up chair	Harvey Flowers
PDI Equipment	Harvey Flowers
Newsletter	Donna Loughry
Points/Awards	Margaret Jones
Programs	Jeff Snyder
PSA	Don Wiedeman

(\*) Leadership Team:  
Bob Ihrig, Jerry Carpenter, John Kubler, Julie Adkins, Trudy Flowers

(\*\*) Mark Kahles will continue Mentor Series.



## Refreshments

## Future Field Trips

**December** *Everyone* contributes to the feast!

**Reminder: Bring your snacks on Friday  
December 17th.**

### E-mail Address Change Reminder.

If you change your e-mail address there are lots of people to notify, and it is easy to forget someone who needs to know your new address.

Remember to let Bob Ihrig ( rdihrig@fuse.net ) know of any address change so he can update this on the ListServ. Please put "Tri-State" in the subject box.

### 2010 Tri-State Officers & Chairpersons

<b>President</b> Trudy Flowers	<b>Location &amp; Setup</b> Bob Ihrig	<b>Digital Print Pictorial Chairs</b> Tate Graham Julie Adkins
<b>Vice-President</b> Mark Kahles	<b>List-Serve News Group Manager</b> Bob Ihrig	<b>Digital Print Nature Chairs</b> Bob Ebersole Dan Thompson
<b>Secretary</b> Joy Sallee	<b>Exhibits/Publicity</b> Don Wiedeman	<b>Newsletter</b> Donna Loughry
<b>Treasurer</b> John Szabo	<b>Field Trips</b> Mark Kahles	<b>Points/Awards</b> Margaret Jones
<b>Website</b> Donna Loughry	<b>Membership</b> Jerry Carpenter	<b>Programs</b> Jeff Snyder
<b>Banquet/Refreshments</b> Nancy Beers	<b>Nature Slide Chair</b> Jerry Fritsch	<b>PSA</b> Don Weideman
<b>Equipment</b> Robbie Kempf	<b>Pictorial Slide Chairs</b> Donna Loughry Dale Voelker	
<b>Slide Projector Operator</b> Garry Walter		