



Tri-State Photographic Society

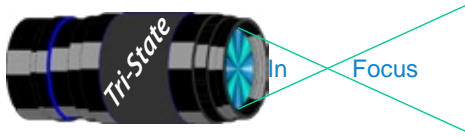
Volume 17

Issue #8

October 2010



"Nature's Rows of Hodos" by Donna Loughry.
Minolta Dimage S414 (Point N Shoot),
ISO 64, 1/125, f6.7.



On the Cover

The Challenge of "Rows of Things"

My definition of a “row” is based on dictionary.com, Merriam-Webster.com and Word Perfect software. A row is defined as “a number of persons or things arranged in more or less a straight line.” Spacing of the objects does not seem to be in these definitions – just the alignment. Also, the number of objects does not seem to be included. How many things constitute a row? My feeling is that it should be greater than two things.

Since this topic is in the category of Nature, we can rule out persons/humans. In the Nature category, no hand of human can be seen or indicated. This leaves us with an interesting but tough topic. Time for my thinking cap!

NOT a Nature scene

A row of trees in a forest or along a fence or driveway. Trees do not normally grow in a line this way. Humans plant trees in rows most of the time especially when replanting a forest. Even if the fence or roadway is gone, it *indicates* that the trees/plants were planted by humans.

Birds lined up on the electric lines or fences. Electric lines and fences are put up by humans. I’ve seen many a seagull sitting on a line of electric pole tops in harbors.

A field of corn either after or before harvesting or tulip fields such as in Holland MI. Corn and plants grow this way only when humans plant them.

May be a Nature Scene

A line of birds on a downed tree at the edge of a pond or creek. Water fowl sometimes do this. Just be careful that humans did not *obviously* cut the tree down or *obviously* build the dam for the water.

While the water fowl may not be evenly spaced, they are in nature’s type of row.

Some parts of trees are a possibility. Certain types of pine trees have their needles in rows on their branches. Trees such as the Locust and Walnut trees have their leaves on opposing sides of the branch in relatively evenly spaced rows.

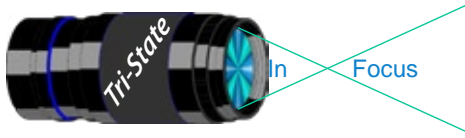
Even ducks lined up on the back of an alligator could be considered a row especially if the alligator is lying on a downed tree trunk. In my past entry of a family of ducks called a *Bakers Dozen*, the ducklings were all lined up behind one of the adult ducks. It was that line/row that caught my eye in the first place.

Last month, I talked about straight lines regarding sedimentary rocks. In Utah, along I-70, there is a formation called Hogbacks. The sedimentary rock is tilted almost vertically having been laid down horizontally. Erosion forms a series of peaks in a more or less straight line/row. The trick is to avoid including the “hand of human (notably I-70)” in the scene.

As I am writing this and looking for a picture for it, it hit me! One of my favorite photographic places is Bryce Canyon in Utah. The formations there are formed by cracks in the sedimentary sandstone, then molded into what are called hoodoos by the wind and rain. The result - *Nature’s Rows of Hoodoos* on the front page.

So, is it possible to find rows of nature's things without the “hand of human?” Yes, I think it is, but you may have to work to find it. And that’s one of the wonderful challenges of photography.

Donna



PSA Lightroom Seminar

**Saturday, December 11, 2010
from 9:30 – 11:00 a.m.**

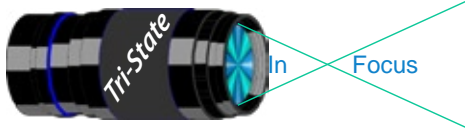
Jerry Fritsch will conduct a PSA (Photographic Society of America) Seminar on Lightroom 3 in which many TSPS members have expressed an interest.

The program will take place at the Campbell County Library, 3920 Alexandria Pike, Cold Spring, a few minutes south of our normal meeting place.

The demonstration will include easy image importing, rating images and building collections, a develop module including crop-

ping, lens corrections, basic panel and noise reduction, black and white special effects, easy to share slide shows and creating a print template. There is no charge, no reservations necessary. Just bring yourself and a notebook, no laptops.

A drawing will be held among attendees for a Camera Bag, lightroom lens cloths, luggage tags, a Lightroom T-shirt, and one copy of Lightroom 3 software. Coupons will be available for a 15% Adobe Store discount.



Photographic Opportunities for 2010

There are always lots of events going on in the Tri-State area. Many of these events can be excellent opportunities for photography.

Once again I will be looking up future events for the year 2010 for posting in this newsletter and on the website. If you know of events for 2010, please let me know so I can list them.

Krohn Conservatory

Holiday Show *Come Home for the Holidays*
Nov. 20 - Jan 2.

www.cincyparks.com/krohn-conservatory/index.shtml

Cincinnati ZOO

PNC Festival of Lights Nov 26, - Jan 2, 2011.

www.cincinnati-zoo.org

Cincinnati Museum Center

www.cincymuseum.org

Newport Aquarium

This is a great challenging place to photograph sealife.

www.newportaquarium.com

Nature Photographers -

If you know of specific or general times and places to photograph migratory wildlife/birds etc. please share the specifics and I will post them here.

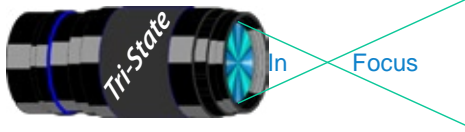
Please e-mail the information to dloughry@fuse.net.

Donna

Cincinnati Nature Center

Located near Milford It is open year around, there are a variety of possibilities for nature photographers. There is a modest \$3.00 daily fee for non-members. Groups of 12 need to make arrangements at least a week in advance. The main trail requires physical agility and stamina - stream crossing on rocks and hills. For persons with mobility limits, there are level and easily accessible areas. Here's the web link for more information and postings on planned programs

www.cincynature.org. (Thank you Gary Graff)



Ohio Camera Swap

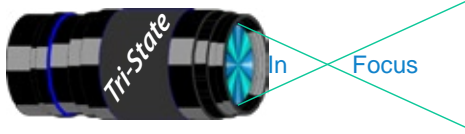
Dates: Special Two-day Show:
Saturday & Sunday, **Nov. 28 & 29.**
Sat. 10-4 & Sun 10-3.

Location: St. Ilija Macedonian Orthodox Church Banquet Hall, 8465
Wuest Road, Cincinnati, OH.

Admission is \$5. Students with I.D. \$3.

Directions: From Rt. 275 on the northwest side of Cincinnati take
Exit 31 - Ronald Reagan/Blue Rock Road. Go left on Blue Rock.
Travel 1.5 mile to the third traffic light and go left on Galbraith
Road. The first left (about 100 yards) is Wuest. Travel about .4
mile to Street # 8465. Look for the gold dome.

www.cameratradeshow.com.



October Pictorial -
Hobbies - informal

Slides - Accomplished

- 1 Thompson, Dan Spelunking
- 2 Jennings, Miriam Maurice With Grey Angel
- 3 Walter, Garry Collecting Old Lures
- 4 Deering, John Astronomy
- 5 Deering, Ann I Love To Knit
- 6 Jennings, Maurice Miriam

PDI - Tyro

- 1 Loughry, Donna Crochet

PDI - Accomplished

- 1 Kubler, John The Nikon Shooter
- 2 Kraus, Mark My Cover

Prints - Tyro

- 1 Flowers, Trudy Scuba Dive Model
- 2 McBreen, Jane I Need Help, Mom
- 3 Miller, Katherine Growing Orchids
- 4 Kempf, Becky Remembering Jesse
- 5 Elkins, Ron Pickin' & Grinnin'
- 6 Timm, Pat Creek Shepherd

Prints - Accomplished

- 1 Ihrig, Bob Philately
- 2 Jones, Margaret Stamp Collecting
- 3 Carpenter, Jerry Cool Combination
- 4 Sallee, Joy Traveling & Photographing
- 5 Jones, Richard Embroidery
- 6 Shadix, Carl Mineral Collection
- 7 Doyle, Peter Photography

PDI - Projected Digital Image

October Nature -
Open - informal

Slides - Accomplished

- 1 Jennings, Miriam Yellow Crowned Night Heron
- 2 Jennings, Maurice Bonaire French Angelfish
- 3 Walter, Garry Burned Out Cedar Stump

PDI - Tyro

- 1 Loughry, Donna Prairie Dog
- 2 Tubesing, Dave Double Exposure

PDI - Accomplished

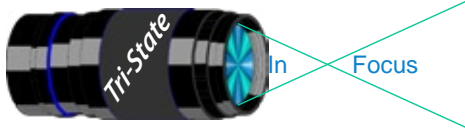
- 1 Carpenter, Jerry Soaring Spoonbill
- 2 Kubler, John Graceful
- 3 Thompson, Dan Hot Spring Terraces
- 4 Ebersole, Bob Taughannock Falls

Prints - Tyro

- 1 Graff, Gary Morning At the Oxbow
- 2 Kempf, Becky Wise Guy
- 3 Flowers, Trudy Banded Coral Shrimp
- 4 McBreen, Jane Rolling On the River
- 5 Robinson, Keith Living On the Edge
- 6 Kempf, Robbie Nature's Cruel

Prints - Accomplished

- 1 Jones, Richard Hummingbird #3
- 2 Ihrig, Bob Parrot
- 3 Voelker, Dale Roaring Fork #3
- 4 Wiedeman, Don Comfy Egret
- 5 Kraus, Mark Fall Monarch
- 6 Jones, Margaret Sulphur Butterfly
- 7 Taylor, Harold My Palm Is Bugged



September Pictorial -
Open - informal

September Nature -
Open - Formal

Slides - Accomplished

- 1 Jennings, Miriam Latch And Shadow
- 2 Walter, Garry Sun Rays
- 3 Deering, Ann Me And My Shadow
- 4 Deering, John Tender Moments

PDI - Tyro

- 1 Loughry, Donna Flower Cart
- 2 Roberts, Sarah Through the Looking Glass
- 3 Foster, Brad Main Street Take Down

PDI - Accomplished

- 1 Jennings, Maurice Hoton Lake Sunrise
- 2 Thompson, Dan Balloon Man
- 3 Offutt, Mary Jo Dreamy
- 4 Ihrig, Bob Chair And Stair
- 5 Carpenter, Jerry Nice Curves
- 6 Ebersole, Bob Ashley's Paris

Prints - Tyro

- 1 Schafer, Lane Colors
- 2 Flowers, Trudy Fireworks 7-4-10
- 3 Adkins, Julie Main Entrance
- 4 McBreen, Jane So Good
- 5 Robinson, Keith Sharon Woods In Autumn
- 6 Steele, Keith Serious Music
- 7 Miller, Katherine Marty

Prints - Accomplished

- 1 Kraus, Mark Bloom 'N Bird
- 2 Kubler, John Goldfinch
- 3 Jones, Margaret Fritillary On Coneflower
- 4 Jones, Richard Hoodoos Of Bryce Canyon
- 5 Voelker, Dale Schneider's Sweet Shop
- 6 Sallee, Joy Bug On Flower
- 7 Taylor, Harold Life In a Bubble

PDI - Projected Digital Image

Slides - Accomplished

- 1 Walter, Garry Pair Of Baby Raccoons
- 2 Jennings, Miriam Terillium Close Up

PDI - Tyro

- 1 Schafer, Lane Oxbow

PDI - Accomplished

- 1 Thompson, Dan Indian Lotus Portrait
- 2 Jennings, Maurice Red Winged Blackbird
- 3 Sallee, Joy Ducks

Prints - Tyro

- 1 Kempf, Becky Turtle Marathon
- 2 Flowers, Trudy Grey Angelfish
- 3 Robinson, Keith Stare Down
- 4 McBreen, Jane Thanks, Mom

Prints - Accomplished

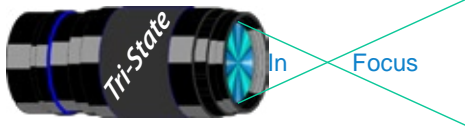
- 1 Ihrig, Bob Caracal
- 2 Kraus, Mark Powder Puff
- 3 Jones, Richard Blue Dasher
- 4 Kubler, John Tiger Swallowtail
- 5 Voelker, Dale Peregrine Falcon
- 6 Jones, Margaret Swallowtail On Clover
- 7 Beers, Nancy Grasshopper

BW Prints - Tyro

- 1 Loughry, Donna Tale Of Peacock

BW Prints - Accomplished

- 1 Carpenter, Jerry It Sure Looks Like Rain



**Please Note changes in meeting dates
due to conflicts at the Center:**

November Meeting Dates will be:

Friday November 19, 2010 - Nature (3rd Friday)

December Meeting Dates will be:

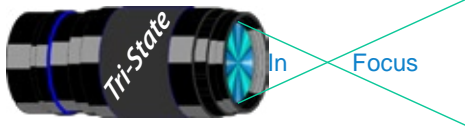
(dates are still being finalized)

Friday December 3, 2010 - Pictorial - 1st Friday
(No Holiday Potluck Snacks)

Friday December 17, 2010 - Nature (3rd Friday)
Holiday Snack Potluck

Editor's Note:

Deadline for the November Issue is December 1.
(first meeting is December 3rd.)



TRISTATE PHOTOGRAPHIC SOCIETY COMPETITION CATEGORIES - 2010

Pictorial (1st meeting)	Month	Nature (2nd meeting)
Open Slides or PDI/Informal Prints	January	Wild Animal Babies Slides or PDI/Informal Prints
Books Slides or PDI/Informal Prints	February	Open Slides or PDI/Informal Prints
Open Formal Prints/Slides or PDI	March	Sand Slides or PDI/Informal Prints
Rural Images Slides/Informal Prints	April	Peaks Slides/Informal Prints
Open Slides/Informal Prints	May	Open Formal Prints/Slides
Nightscares Slides/Informal Prints	June	Open Slides/Informal Prints
Open Formal Prints/Slides	July	Animals With Antlers Or Horns Slides/Informal Prints
Musical Instruments Slides/Informal Prints	August	Poisonous Or Venomous Slides/Informal Prints
Open Slides/Informal Prints	September	Open Formal Prints/Slides
Hobbies Slides/Informal Prints	October	Open Slides/Informal Prints
Open Formal Prints/Slides	November	Raptors Slides/Informal Prints
Architectural Detail Slides/Informal Prints	December	Open Slides/Informal Prints

Reminder:

Limit 1 print for Competitions.

Additional print(s) will be for

Display and Discussion.

*A Formal print is Matted only -
no Frames.*

For PDI (Projected Digital Image)

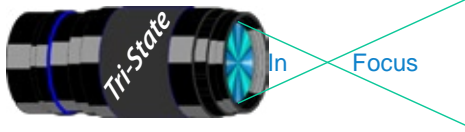
If you would like to participate in the **Projected Digital Images** competitions you can email them to Jerry at jafritsch01@yahoo.com up through the Thursday before each Friday meeting. They should be JPEG format (.JPG file type) with the longest side having 750 pixels or less.

You can re-size the images in your digital processing software, usually under Image, then Image Size. Change the scale to pixels (not inches or cm),

and modify the longest side (height or width) to 750. The other dimension should automatically adjust.

If you don't know how to adjust the size, or can't, feel free to email the image to Jerry. He will adjust the size. For best color results, your JPEG image should also use a sRGB color profile.

Please include your name, the image title, and if you are competing in Tyro or Advanced categories in the e-mail.

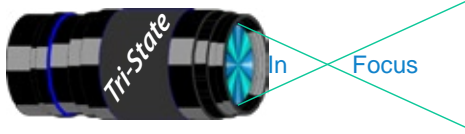


TRISTATE PHOTOGRAPHIC SOCIETY COMPETITION CATEGORIES - 2011

<u>Pictorial (1st meeting)</u>	<u>Month</u>	<u>Nature (2nd meeting)</u>
Open - Slides/Informal Prints/PDI	January	Black & White - Slides/Informal Prints/PDI
Pets - Slides/Informal Prints/PDI	February	Open - Slides/Informal Prints/PDI
Open - Formal Slides/Prints/PDI	March	Rows Of Things - Slides/Informal Prints/PDI
Through The Window - Slides/Informal Prints/PDI	April	Seeds/Seed Pods - Slides/Informal Prints/PDI
Open - Slides/Informal Prints/PDI	May	Open - Formal Slides/Prints/PDI
Fountains - Slides/Informal Prints/PDI	June	Open - Slides/Informal Prints/PDI
Open - Formal Slides/Prints/PDI	July	Weather - Slides/Informal Prints/PDI
Antiques - Slides/Informal Prints/PDI	August	Lakes/Streams/Rivers - Slides/Informal Prints/PDI
Open - Slides/Informal Prints/PDI	September	Open - Formal Slides/Prints/PDI
Churches - Slides/Informal Prints/PDI	October	Open - Slides/Informal Prints/PDI
Open - Formal Slides/Prints/PDI	November	Sunrise/Sunset - Slides/Informal Prints/PDI
Candle Light - Slides/Informal Prints/PDI	December	Open - Slides/Informal Prints/PDI

TRISTATE PHOTOGRAPHIC SOCIETY COMPETITION CATEGORIES - 2012

<u>Pictorial (1st meeting)</u>	<u>Month</u>	<u>Nature (2nd meeting)</u>
Open - Slides/Informal Prints/PDI	January	Simplicity, Less Is More - Slides/Informal Prints/PDI
Anything Wood - Slides/Informal Prints/PDI	February	Open - Slides/Informal Prints/PDI
Open - Formal Slides/Prints/PDI	March	Power Of Three - Slides/Informal Prints/PDI
Tombstones - Slides/Informal Prints/PDI	April	Spring - Slides/Informal Prints/PDI
Open - Slides/Informal Prints/PDI	May	Open - Formal Slides/Prints/PDI
Tools - Slides/Informal Prints/PDI	June	Open - Slides/Informal Prints/PDI
Open - Formal Slides/Prints/PDI	July	Blooms - Slides/Informal Prints/PDI
Hunting/Fishing/Outdoor - Slides/Informal Prints/PDI	August	Insects - Slides/Informal Prints/PDI
Open - Slides/Informal Prints/PDI	September	Open - Formal Slides/Prints/PDI
Photojournalism - Slides/Informal Prints/PDI	October	Open - Slides/Informal Prints/PDI
Open - Formal Slides/Prints/PDI	November	Landscapes - Slides/Informal Prints/PDI
Hands - Slides/Informal Prints/PDI	December	Open - Slides/Informal Prints/PDI



Refreshments

Future Field Trips

November Dale Voelker, Chris Lusk, Don Weideman

December *Everyone* contributes to the feast!

E-mail Address Change Reminder.

If you change your e-mail address there are lots of people to notify, and it is easy to forget someone who needs to know your new address.

Remember to let Bob Ihrig (rdihrig@fuse.net) know of any address change so he can update this on the List-Serve. Please put "Tri-State" in the subject box.

2010 Tri-State Officers & Chairpersons

President Trudy Flowers	Location & Setup Bob Ihrig	Digital Print Pictorial Chairs Tate Graham Julie Adkins
Vice-President Mark Kahles	List-Serve News Group Manager Bob Ihrig	Digital Print Nature Chairs Bob Ebersole Dan Thompson
Secretary Joy Sallee	Exhibits/Publicity Don Wiedeman	Newsletter Donna Loughry
Treasurer John Szabo	Field Trips Mark Kahles	Points/Awards Margaret Jones
Website Donna Loughry	Membership Jerry Carpenter	Programs Jeff Snyder
Banquet/Refreshments Nancy Beers	Nature Slide Chair Jerry Fritsch	PSA Don Weideman
Equipment Robbie Kempf	Pictorial Slide Chairs Donna Loughry Dale Voelker	
Slide Projector Operator Garry Walter		