



"Spires in the Badlands" by Donna Loughry.
Canon XSI, 18-250mm lens at 187 mm, 1/2000
at f4.5 -.5 bias, ISO 800.

Nature Can Make Straight Lines!

It's been said many times during our Nature Night competitions, "if it's a straight line, it's not Nature!" While something about it bothered me, I would have agreed, until this past trip. We drove west into the Rocky Mountains to Dillon, CO. Dillon is at about 9000 feet in a valley with a lake and 12,000 and 13,000 foot plus peaks. While visiting, it finally occurred to me why that comment about nature and straight lines bothered me. There are at least 3 occurrences of straight lines in nature! They are avalanche paths, Lodge Pole Pines and sedimentary rocks.

While looking out the window towards Buffalo Mountain, I noticed an area/rectangle of missing trees. I asked what had created that. I was told that it was an avalanche path from last winter. Most of the time small avalanche paths form a long V shape but the larger avalanches create two roughly parallel lines while they clear the area as the snow thunders down the slope. Looks like *straight lines* to me!

As I looked out over the valley, another thing was very obvious: the dead, brown Lodge Pole Pine trees! While I am aware of the issue of the Pine Bark Beetle killing trees, it is only the Lodge Pole Pine trees that are affected. There are thousands of dead Lodge Pole Pine trees killed by the Pine Bark Beetle in this valley. They stick straight up with most of the needles

and small branches gone. That is how the tree grows – straight up with very small side branches. Any wonder they use them primarily for *straight* telephone poles?

As we continued our trip, we got into the Badlands. This is the edge of the Great Plains - sedimentary rock country. At one time, this was the bottom of a shallow ocean with a relatively flat bottom. The dead animal and plant life dropped to the bottom and over time created layers of sediment. After the water drained away, the wind and rain eroded the sedimentary layers. While the shapes that are made by the wind and rain are definitely not straight, the sedimentary layers still look like *straight lines* to me as in the image above.

These are only three examples of *straight lines* in nature. There are others that look straight from one point but if you move, you see they are not. An example is Mt. Moran's black stripe at the top. From Signal Mountain, it looks straight. From south of there, it does not.

Therefore, the next time we see a "straight line" in an image of nature, I think we need to stop and really review the line. Yes, there are many more man-made straight lines than Nature makes. But, when looking at an image of mountains or the forest, we need to stop and consider, "Who made those straight lines?"

Donna

Members Garner Honors in River Cities Photo Contest!



This contest was open to the public. Photos were taken on specified days in three Kentucky cities. Dayton: August 7th-8th, Bellevue: August 14th-15th and Newport: August 21st-22nd, 2010. Photos were to be taken of the city and were not to go beyond the borders of that city.

Three of our club members recieved awards!

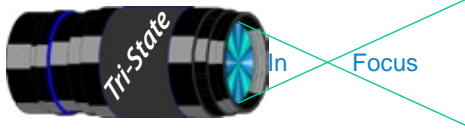
1st Place - Newport - **Joy Sallee**

1st Place - Bellevue - **Lane Schaeffer**

2nd Place - Dayton - **John Kubler**

2nd place Over all - **Lane Schaeffer**

"This shows you the talent we have in our Club"



Photographic Opportunities for 2010

There are always lots of events going on in the Tri-State area. Many of these events can be excellent opportunities for photography.

Once again I will be looking up future events for the year 2010 for posting in this newsletter and on the website. If you know of events for 2010, please let me know so I can list them.

Krohn Conservatory

Fall Show *A Pollinator's Garden*

Sept. 4-Nov. 1.

also Gary Kessler Photography Show at the Krohn

Sept 4 - Sept 30

Bonsai Exhibit - Oct. 9 & 10.

Orchid Exhibit - Oct. 23 & 24.

Holiday Show *Come Home for the Holidays*

Nov. 20 - Jan 2.

www.cincyparks.com/krohn-conservatory/index.shtml

Cincinnati ZOO

PNC Festival of Lights Nov 26, - Jan 2, 2011.

www.cincinnati-zoo.org

Cincinnati Museum Center

www.cincymuseum.org

Newport Aquarium

This is a great challenging place to photograph sealife.

www.newportaquarium.com

Nature Photographers -

If you know of specific or general times and places to photograph migratory wildlife/birds etc. please share the specifics and I will post them here.

Please e-mail the information to dloughry@fuse.net.

Donna

Mainstrasse Village

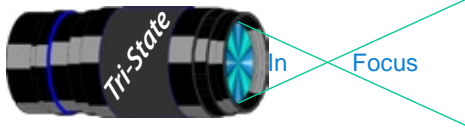
Oktoberfest – October

www.mainstrasse.org

Cincinnati Nature Center

Located near Milford It is open year around, there are a variety of possibilities for nature photographers. There is a modest \$3.00 daily fee for non-members. Groups of 12 need to make arrangements at least a week in advance. The main trail requires physical agility and stamina - stream crossing on rocks and hills. For persons with mobility limits, there are level and easily accessible areas. Here's the web link for more information and postings on planned programs

www.cincynature.org. (Thank you Gary Graff)



Ohio Camera Swap

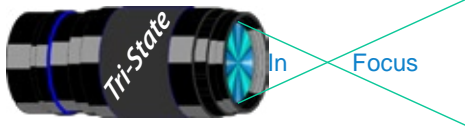
Dates: Special Two-day Show:
Saturday & Sunday, **Nov. 28 & 29.**
Sat. 10-4 & Sun 10-3.

Location: St. Ilija Macedonian Orthodox Church Banquet Hall, 8465
Wuest Road, Cincinnati, OH.

Admission is \$5. Students with I.D. \$3.

Directions: From Rt. 275 on the northwest side of Cincinnati take
Exit 31 - Ronald Reagan/Blue Rock Road. Go left on Blue Rock.
Travel 1.5 mile to the third traffic light and go left on Galbraith
Road. The first left (about 100 yards) is Wuest. Travel about .4
mile to Street # 8465. Look for the gold dome.

www.cameratradeshow.com.



July Nature -

Animals with Antler or Horns - informal

Slides - Accomplished

- 1 Jennings, Maurice Deer
- 2 Thompson, Dan Velvet Rack
- 3 Walter, Garry Winking White Tail
- 4 Shadix, Carl Caribou
- 5 Voelker, Dale Bedded Down
- 6 Jennings, Miriam Back In May

PDI - Accomplished

- 1 Carpenter, Jerry Red Deer In Morning Light
- 2 Ihrig, Bob Juvenile Giraffe

PDI - Tyro

- 1 Tubesing, Dave Too Late
- 2 Loughry, Donna Munching Bison
- 3 Roberts, Sarah Goat

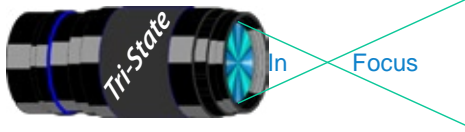
Prints - Accomplished

- 1 Sallee, Joy Talcin
- 2 Kubler, John Grazing At Rocky Mt. N.P.
- 3 Kraus, Mark In Rut
- 4 Jones, Richard Mountain Goat
- 5 Jones, Margaret KY Bull Elk

Prints - Tyro

- 1 Flowers, Trudy Water Buck In the Wild
- 2 McBreen, Jane Mr. Horns
- 3 Kempf, Becky Little Bull
- 4 Kempf, Robbie Chief Sitting Bull

PDI - Projected Digital Image



August Pictorial -
Musical Instruments - informal

Slides - Accomplished

- 1 Jennings, Maurice Dulcimers
- 2 Deering, John Musical Hand
- 2 Shadix, Carl All Sizes
- 4 Jennings, Miriam Making Flute Music

PDI - Tyro

- 1 Schafer, Lane Harp
- 2 Loughry, Donna First Piano Lesson
- 3 Adkins, Julie Waiting For Showtime
- 4 Roberts, Sarah Reflected

PDI - Accomplished

- 1 Ebersole, Bob Banjo And Lighten
- 2 Ihrig, Bob SAXuality
- 3 Carpenter, Jerry Trumpet And Mandolin
- 4 Thompson, Dan Play Me, I'm Yours
- 5 Kubler, John Floating Drums
- 6 Kraus, Mark Guitar Man
- 7 Graham, Tate Keyboard

Prints - Tyro

- 1 Kempf, Becky Strings
- 2 McBreen, Jane Strings In Wood
- 3 Flowers, Trudy Kalimba
- 4 Kempf, Robbie Minor Chord

Prints - Accomplished

- 1 Sallee, Joy An Alto Bouquet
- 2 Jones, Margaret My First Flute
- 2 Jones, Richard Inside a Grand Piano
- 4 Taylor, Harold Play Me, I'm Yours
- 5 Deering, Ann Piano By Window Light

PDI - Projected Digital Image

August Nature -
Poisonous/Venomous- informal

Slides - Accomplished

- 1 Jennings, Miriam Scorpion Fish
- 2 Walter, Garry Lionfish
- 3 Jennings, Maurice Copperhead

PDI - Tyro

- 1 Roberts, Sarah Mexican Rattlesnake

PDI - Accomplished

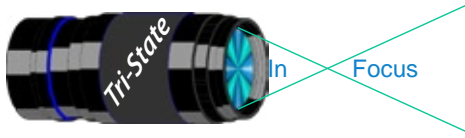
- 1 Thompson, Dan Don't Rattle Me
- 2 Kubler, John Honeybee At Work
- 3 Carpenter, Jerry Poisonous Puffer--Don't Eat Me!

Prints - Tyro

- 1 McBreen, Jane Ms Carpenter
- 2 Adkins, Julie All Curled Up
- 3 Robinson, Keith Black Widow

Prints - Accomplished

- 1 Jones, Richard Potter Wasp
- 2 Ihrig, Bob Mexican Standoff
- 3 Jones, Margaret Bumblebee On Cornflower
- 4 Kraus, Mark Rhino Viper



September Pictorial -
Open - informal

[Slides - Accomplished](#)

- 1 Jennings, Miriam Latch And Shadow
- 2 Walter, Garry Sun Rays
- 3 Deering, Ann Me And My Shadow
- 4 Deering, John Tender Moments

[PDI - Tyro](#)

- 1 Loughry, Donna Flower Cart
- 2 Roberts, Sarah Through the Looking Glass
- 3 Foster, Brad Main Street Take Down

[PDI - Accomplished](#)

- 1 Jennings, Maurice Hoton Lake Sunrise
- 2 Thompson, Dan Balloon Man
- 3 Offutt, Mary Jo Dreamy
- 4 Ihrig, Bob Chair And Stair
- 5 Carpenter, Jerry Nice Curves
- 6 Ebersole, Bob Ashley's Paris

[Prints - Tyro](#)

- 1 Schafer, Lane Colors
- 2 Flowers, Trudy Fireworks 7-4-10
- 3 Adkins, Julie Main Entrance
- 4 McBreen, Jane So Good
- 5 Robinson, Keith Sharon Woods In Autumn
- 6 Steele, Keith Serious Music
- 7 Miller, Katherine Marty

[Prints - Accomplished](#)

- 1 Kraus, Mark Bloom 'N Bird
- 2 Kubler, John Goldfinch
- 3 Jones, Margaret Fritillary On Coneflower
- 4 Jones, Richard Hoodoos Of Bryce Canyon
- 5 Voelker, Dale Schneider's Sweet Shop
- 6 Sallee, Joy Bug On Flower
- 7 Taylor, Harold Life In a Bubble

PDI - Projected Digital Image

September Nature -
Open - Formal

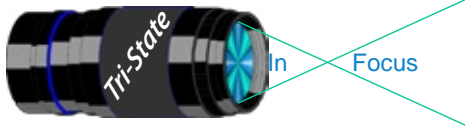
[Slides - Accomplished](#)

[PDI - Tyro](#)

[PDI - Accomplished](#)

[Prints - Tyro](#)

[Prints - Accomplished](#)



**Please Note changes in meeting dates
due to conflicts at the Center:**

October Meeting Dates will be:

Friday October 1, 2010 - Pictorial (1st Friday)

Friday October 22, 2010 - Nature (4th Friday)

November Meeting Dates will be:

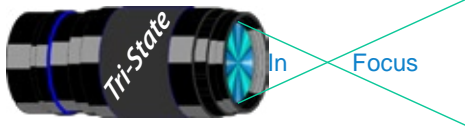
Friday November 12, 2010 - Pictorial (2nd Friday)

Friday November 19, 2010 - Nature (3rd Friday)

Editor's Note:

This issue of "Tri-State InFocus" is a double issue for August & September - due to vacation travels by your editor.

*We will get back to monthly issues with the October issue. **Deadline for the October Issue is November 1.** (first meeting is November 12.)*



TRISTATE PHOTOGRAPHIC SOCIETY COMPETITION CATEGORIES - 2010

Pictorial (1st meeting)	Month	Nature (2nd meeting)
Open Slides or PDI/Informal Prints	January	Wild Animal Babies Slides or PDI/Informal Prints
Books Slides or PDI/Informal Prints	February	Open Slides or PDI/Informal Prints
Open Formal Prints/Slides or PDI	March	Sand Slides or PDI/Informal Prints
Rural Images Slides/Informal Prints	April	Peaks Slides/Informal Prints
Open Slides/Informal Prints	May	Open Formal Prints/Slides
Nightscares Slides/Informal Prints	June	Open Slides/Informal Prints
Open Formal Prints/Slides	July	Animals With Antlers Or Horns Slides/Informal Prints
Musical Instruments Slides/Informal Prints	August	Poisonous Or Venomous Slides/Informal Prints
Open Slides/Informal Prints	September	Open Formal Prints/Slides
Hobbies Slides/Informal Prints	October	Open Slides/Informal Prints
Open Formal Prints/Slides	November	Raptors Slides/Informal Prints
Architectural Detail Slides/Informal Prints	December	Open Slides/Informal Prints

Reminder:

Limit 1 print for Competitions.

*Additional print(s) will be for
Display and Discussion.*

*A Formal print is Matted only -
no Frames.*

For PDI (Projected Digital Image)

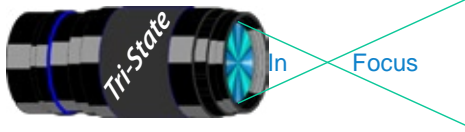
If you would like to participate in the **Projected Digital Images** competitions you can email them to Jerry at jafritsch01@yahoo.com up through the Thursday before each Friday meeting. They should be JPEG format (.JPG file type) with the longest side having 750 pixels or less.

You can re-size the images in your digital processing software, usually under Image, then Image Size. Change the scale to pixels (not inches or cm),

and modify the longest side (height or width) to 750. The other dimension should automatically adjust.

If you don't know how to adjust the size, or can't, feel free to email the image to Jerry. He will adjust the size. For best color results, your JPEG image should also use a sRGB color profile.

Please include your name, the image title, and if you are competing in Tyro or Advanced categories in the e-mail.

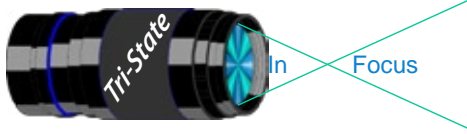


TRISTATE PHOTOGRAPHIC SOCIETY COMPETITION CATEGORIES - 2011

<u>Pictorial (1st meeting)</u>	<u>Month</u>	<u>Nature (2nd meeting)</u>
Open - Slides/Informal Prints/PDI	January	Black & White - Slides/Informal Prints/PDI
Pets - Slides/Informal Prints/PDI	February	Open - Slides/Informal Prints/PDI
Open - Formal Slides/Prints/PDI	March	Rows Of Things - Slides/Informal Prints/PDI
Through The Window - Slides/Informal Prints/PDI	April	Seeds/Seed Pods - Slides/Informal Prints/PDI
Open - Slides/Informal Prints/PDI	May	Open - Formal Slides/Prints/PDI
Fountains - Slides/Informal Prints/PDI	June	Open - Slides/Informal Prints/PDI
Open - Formal Slides/Prints/PDI	July	Weather - Slides/Informal Prints/PDI
Antiques - Slides/Informal Prints/PDI	August	Lakes/Streams/Rivers - Slides/Informal Prints/PDI
Open - Slides/Informal Prints/PDI	September	Open - Formal Slides/Prints/PDI
Churches - Slides/Informal Prints/PDI	October	Open - Slides/Informal Prints/PDI
Open - Formal Slides/Prints/PDI	November	Sunrise/Sunset - Slides/Informal Prints/PDI
Candle Light - Slides/Informal Prints/PDI	December	Open - Slides/Informal Prints/PDI

TRISTATE PHOTOGRAPHIC SOCIETY COMPETITION CATEGORIES - 2012

<u>Pictorial (1st meeting)</u>	<u>Month</u>	<u>Nature (2nd meeting)</u>
Open - Slides/Informal Prints/PDI	January	Simplicity, Less Is More - Slides/Informal Prints/PDI
Anything Wood - Slides/Informal Prints/PDI	February	Open - Slides/Informal Prints/PDI
Open - Formal Slides/Prints/PDI	March	Power Of Three - Slides/Informal Prints/PDI
Tombstones - Slides/Informal Prints/PDI	April	Spring - Slides/Informal Prints/PDI
Open - Slides/Informal Prints/PDI	May	Open - Formal Slides/Prints/PDI
Tools - Slides/Informal Prints/PDI	June	Open - Slides/Informal Prints/PDI
Open - Formal Slides/Prints/PDI	July	Blooms - Slides/Informal Prints/PDI
Hunting/Fishing/Outdoor - Slides/Informal Prints/PDI	August	Insects - Slides/Informal Prints/PDI
Open - Slides/Informal Prints/PDI	September	Open - Formal Slides/Prints/PDI
Photojournalism - Slides/Informal Prints/PDI	October	Open - Slides/Informal Prints/PDI
Open - Formal Slides/Prints/PDI	November	Landscapes - Slides/Informal Prints/PDI
Hands - Slides/Informal Prints/PDI	December	Open - Slides/Informal Prints/PDI



What Is It ?

12 Or 14 Bit Color Depth?

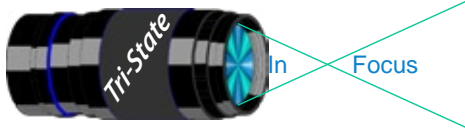
Unless you read the camera's user manual from cover to cover or step through the entire on-camera menu, you may never realize that you have a color bit choice. But, should you really care? Maybe not. However, the subject does come up now and then in reviews with somewhat conflicting conclusions. So here is the scope:

Late model DSLRs, like the Nikon D300, give you a choice to set the RAW file output to 12 or 14 color bit depth. This has nothing to do with image resolution. A 14 bit setting does not make the picture sharper than a 12 bit setting. A higher bit number only means that the light measured by the individual pix in the sensor is broken down into a "more detailed" scale. In a 1 bit scenario you only have 2 values, black and white. In the 3 RGB channels this is a total of 6 colors. As you go higher in bits, more intermediate values are generated. I could fill the page with impressive and confusing numbers, but lets just say that by the time we get to 12 bits you are beyond what your monitor and your eyesight can differentiate. So why bother with 14 bits?

I tried some test shots and compared 12 and 14 bit settings. While I couldn't see any difference in the images, there was a great difference in two other areas. The file size is much, much larger, which reduces the image capacity of the memory card by 30% and extending the camera processing time. How slow? How about a continuous shooting speed of 2.5 image/sec with the 14bit setting versus 5 images at the default 12 bit setting. If 14 bit sounds like such a bad idea why then would the camera manufacturers add the option? Adobe will tell you that extreme adjustments of RAW images can take advantage of the added color depth. Remember, when you make adjustments to a RAW file you are using the full 12 or 14 bit color information. When you adjust a JPEG file, the program only has 8 bits available.

Did I manage to confuse you? Don't worry. Just stick with 12 bit if you shoot in RAW.

Mogens



Refreshments

October Margie Stigler, Ann Deering, Nancy Beers

November Dale Voelker, Chris Lusk, Don Weideman

December *Everyone* contributes to the feast!

Future Field Trips

E-mail Address Change Reminder.

If you change your e-mail address there are lots of people to notify, and it is easy to forget someone who needs to know your new address.

Remember to let Bob Ihrig (rdihrig@fuse.net) know of any address change so he can update this on the List-Serve. Please put "Tri-State" in the subject box.

2010 Tri-State Officers & Chairpersons

President Trudy Flowers	Location & Setup Bob Ihrig	Digital Print Pictorial Chairs Tate Graham Julie Adkins
Vice-President Mark Kahles	List-Serve News Group Manager Bob Ihrig	Digital Print Nature Chairs Bob Ebersole Dan Thompson
Secretary Joy Sallee	Exhibits/Publicity Don Wiedeman	Newsletter Donna Loughry
Treasurer John Szabo	Field Trips Mark Kahles	Points/Awards Margaret Jones
Website Donna Loughry	Membership Jerry Carpenter	Programs Jeff Snyder
Banquet/Refreshments Nancy Beers	Nature Slide Chair Jerry Fritsch	PSA Don Weideman
Equipment Robbie Kempf	Pictorial Slide Chairs Donna Loughry Dale Voelker	
Slide Projector Operator Garry Walter		