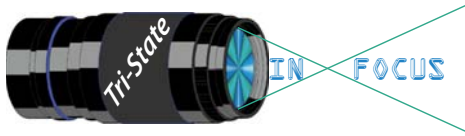


The Call of the Wildflowers By Donna Loughry
Fujifilm E900 Point & Shoot, Cincinnati Flower & Garden Show 2009

*Spring has come and nearly gone,
Summer's heat will come anon.*

*Wildflowers to Animals all are there,
Cameras are ready to, if you dare,*

*Take photographs galore of all in sight.
Get out there now, the time is right!*

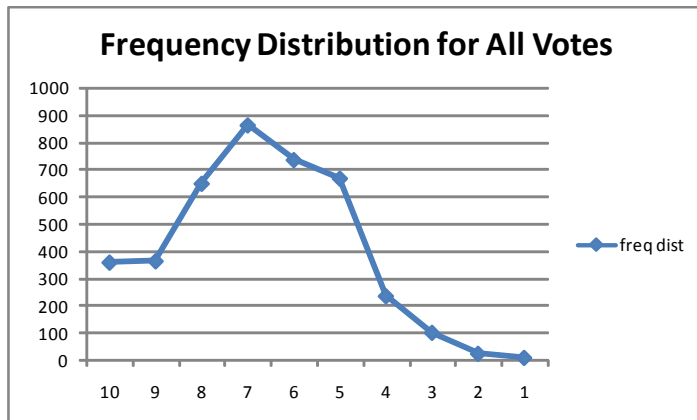


Do Voting Techniques Influence Winning Placements?

Last Spring, I collected all the tally sheets after we had voted and took them home. They were entered into a spreadsheet – tally by tally. Over the course of 4 months this included 546 tally sheets/entries. A Frequency Distribution analysis was done by determining how many 10 votes, 9 votes, 8 votes etc.- 10 thru 1.

Here is what was found:

Over the course of the 4-month period, the Frequency Distribution was a beautiful rounded curve with a peak at about 7. (see graph below.)



The average vote was 6.8, the average minimum was 4.8 and the average maximum was 9.1. Remember this included everything over 4 months.

When I broke it down into Nature and Pictorial, the curve still held up, still peaking at about 7. (see graphs following.)

Over time, the analysis shows that about 21% of the time your entry *may be* a 7. About 18% - a 6, about 16% a 5 or an 8, about 9% a 9 or 10, about 6% a 4 and 2% or less a 3, 2 or 1.

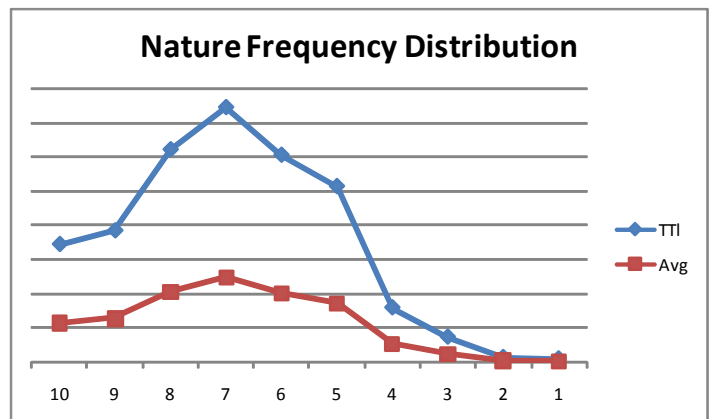
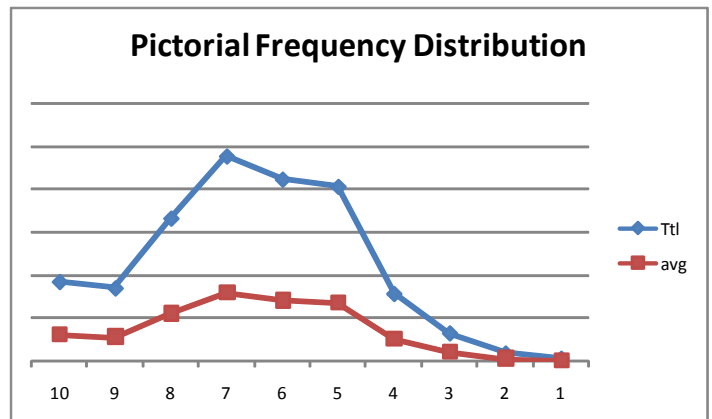
When I broke this down into individual nights, there did not seem to be any statistical pattern as to who would come in first place or who would not. However, something became very clear. If you gave yourself a 10 and everyone else a 2 or 3, it did not make your entry win first or second or third place if it

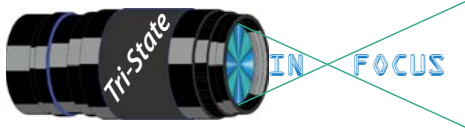
was not a “wow” photograph. If a few people do this, it might influence the outcome of 7th or 8th place but most of the time it had *no influence on the outcome*. If your image was not a “wow” photograph, it was not going to place 1st. If everyone gave themselves a 10 and the rest 2's, *no one would place as everyone would have the same totals*. (This would also defeat the judging concepts of the competitions.)

The tallies for the individual nights seem to be random and depend on how many people enter the competition. If only 5 people enter the competition, you have a better chance of placing than if 15 people enter. If you enter every competition, you have a higher chance of placing over time.

Now – what constitutes a great photograph from a photographers view? That’s for a future article.

Donna





Photographic Opportunities for the April 2010

There are always lots of events going on in the Tri-State area. Many of these events can be excellent opportunities for photography.

Once again I will be looking up future events for the year 2010 for posting in this newsletter and on the website. If you know of events for 2010, please let me know so I can list them.

Krohn Conservatory

Butterfly exhibit *Butterflies of Japan*

Apr. 17 – June 20, 2009 .

Summer Show *Reclaiming our Waters*

July 10-Aug 15.

Fall Show *A Pollinator's Garden*

Sept. 4-Nov. 1.

also Gary Kessler Photography Show at the Krohn

Sept 4 - Sept 30

Bonsai Exhibit - Oct. 9 & 10.

Orchid Exhibit - Oct. 23 & 24.

Holiday Show *Come Home for the Holidays*

Nov. 20 - Jan 2.

www.cincyparks.com/krohn-conservatory/index.shtml

Cincinnati ZOO

ZOO Babies - May, 2010.

PNC Festival of Lights Nov 26, - Jan 2, 2011.

www.cincinnati-zoo.org

Cincinnati Museum Center

Gold - Feb 6 - May 16 (\$?)

I not sure if you can take photographs in these special exhibits - ask first.

www.cincymuseum.org

Newport Aquarium

This is a great challenging place to photograph sealife.

www.newportaquarium.com

Nature Photographers -

If you know of specific or general times and places to photograph migratory wildlife/birds etc. please share the specifics and I will post them here.

Please e-mail the information to dloughry@fuse.net.

Donna

Mainstrasse Village

Maifest – May

Goettafest – June

Classic Car Show – August

Oktoberfest – October

www.mainstrasse.org

Appalachian Festival

41st Annual Festival May 7-9, at Coney Island

www.appalachianfestival.org

Concours d'Elegance

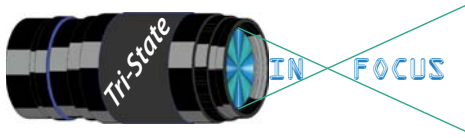
June 13, 2010 at Ault Park

www.ohioconcours.com for details & tickets

Cincinnati Nature Center

Located near Milford It is open year around, there are a variety of possibilities for nature photographers. There is a modest \$3.00 daily fee for non-members. Groups of 12 need to make arrangements at least a week in advance. The main trail requires physical agility and stamina - stream crossing on rocks and hills. For persons with mobility limits, there are level and easily accessible areas. Here's the web link for more information and postings on planned programs

www.cincynature.org. (Thank you Gary Graff)



Through the Lens of Adam Jones

Description:

Experience nature, wildlife and travel images from around the world as internationally recognized Kentucky photographer Adam Jones guides you through his thought processes and the techniques he uses in a wide variety of photographic situations. A photographer for over 25 years and a full-time nature and travel photographer for the past 16 years, Mr. Jones is known for his practical nuts and bolts approach to solving problems in the field. Join us for this engaging and insightful evening co-sponsored by the Ohio Valley Camera Club. Space is limited and registration is required.

Registration to starts on May 15. People can register by calling 859-962-4002 or by clicking on this program on our website www.kentonlibrary.org/events.

When: Tuesday, August 31, 2010 6:30 PM

Where: Kenton County Public Library
Erlanger Branch 401 Kenton Lands Rd.
Erlanger, KY 41018
(859) 962-4000

On Tuesday evening August 31, 2010, Adam Jones will present a digital program entitled "Through the Lens of Adam Jones." Adam is well known for his easy-going style and ability to communicate effectively with all skill levels. His program features recent nature, wildlife, and travel images from around the world. The talk will feature ten locations worldwide: U.S.A., Africa, Czech Republic, Italy, Croatia, Netherlands, Switzerland, India, China, and Thailand.

Adam's presentation guides you through his thought processes and techniques used in a wide variety of photographic situations. Adam always invites the audience to interact with him during

presentations and questions are always welcome. Adam is known for his practical nuts and bolts approach to solving problems in the field and enjoys sharing his expertise with others.

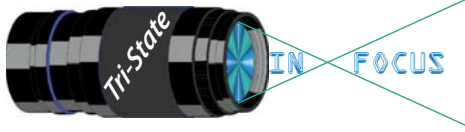
Adam has been photographing for over 25 years and has been a full time nature and travel photographer for the past 16 years. He travels extensively around the world leading photo tours for Joe Van Os Photo Safaris.

In 1995 Adam was selected from over 19,000 entrants as the winner of the "In Praise of Plants" category in the prestigious BBC Wildlife Photographer of the Year Contest. Adam's images have been exclusively featured in 7 coffee table books. His latest books feature the Great Smoky Mountains National Park, and his home state of Kentucky. Adam is a popular instructor and has taught for Rocky Mountain School of Photography, Popular Photography, Maine Photographic, and Canon.

Adam's images have been published in over 50 countries and have appeared in many top magazines including: National Geographic, Outdoor Photographer, Time, Life, National Wildlife Federation, Audubon, Sierra Club, and hundreds of text books. His images have been used in national advertising campaigns for Canon, Ford, Eddie Bauer, Miller Beer, and Honda. He is represented by the top stock agencies including: Getty Images, Corbis, Visuals Unlimited, Danita Delimont, Photo Researchers, and Oxford Scientific.

Adam resides in Crestwood, Kentucky.

For more information contact Paul Ice (pice@fuse.net) or Ted (denmant@fuse.net).



Ohio Camera Swap

Dates: Saturday June 26, 10-4 PM

Saturday August 28, 10-4 PM

Special Two-day Show:

Saturday & Sunday, Nov. 28 & 29.

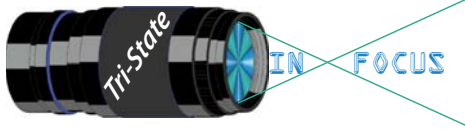
Sat. 10-4 & Sun 10-3.

Location: St. Ilija Macedonian Orthodox Church Banquet Hall, 8465
Wuest Road, Cincinnati, OH.

Admission is \$5. Students with I.D. \$3.

Directions: From Rt. 275 on the northwest side of Cincinnati take
Exit 31 - Ronald Reagan/Blue Rock Road. Go left on Blue Rock.
Travel 1.5 mile to the third traffic light and go left on Galbraith
Road. The first left (about 100 yards) is Wuest. Travel about .4
mile to Street # 8465. Look for the gold dome.

www.cameratradeshow.com.



April Pictorial -
Rural Images - informal

Slides - Accomplished

- 1 Jennings, Maurice Cades Cove
- 2 Jennings, Miriam Dark County Sunset
- 3 Jones, Margaret Fenced In
- 4 Shadix, Carl Harvest Time

PDI - Tyro

- 1 Loughry, Donna Dueling Old Trucks

PDI - Accomplished

- 1 Ihrig, Bob Brown Co. Farm
- 2 Thompson, Dan The Lawson Homestead
- 3 Carpenter, Jerry Farm Through a Covered Bridge
- 4 Everman, Wilda Barn Cupolas At Sunset
- 5 Graham, Tate Wash Day In Amish Country
- 6 Sallee, Joy Robke Farm

Prints - Tyro

- 1 Schafer, Lane Simple Life?
- 2 Kempf, Robbie Pig's Eye View
- 3 Adkins, Julie Tobacco Barn
- 4 Kempf, Becky Barn Ads
- 5 Flowers, Trudy Lonely
- 6 Graff, Gary Nebraska Windmill
- 7 Robinson, Keith Abandoned Barn

Prints - Accomplished

- 1 Kubler, John Erlanger KY Farm
- 2 Kraus, Mark Winter Barnyard
- 3 Jones, Richard Rural Boone Co.
- 4 Wiedeman, Don Tobacco

PDI - Projected Digital Image

April Nature -
Peaks - informal

Slides - Accomplished

- 1 Thompson, Dan Shroud Of Clouds
- 2 Jennings, Maurice Smoky Mt. Fog
- 3 Jones, Richard Rockies
- 4 Jennings, Miriam Smokies In Fall
- 4 Jones, Margaret Pointy Peak
- 6 Shadix, Carl Mt. Denali

PDI - Tyro

- 1 Schafer, Lane Mt. Hood
- 2 Loughry, Donna Desert Peaks
- 3 Adkins, Julie TN Mountain Lakes

PDI - Accomplished

- 1 Kubler, John Grand Teton
- 2 Ihrig, Bob Colorado Peak

Prints - Tyro

- 1 Kempf, Becky Red Rock Canyon Peaks
- 2 Flowers, Trudy View From Angel's Landing

Prints - Accomplished

- 1 Kraus, Mark Lookout Point
- 2 Wiedeman, Don Yosemite
- 3 Carpenter, Jerry View From Inside an Alligator Mouth
- 4 Sallee, Joy Peaking Waves

Pictures from the Tri-State Photo Exhibit/Sale.



Photos courtesy Mark Kraus



We Had:
14 Photographers

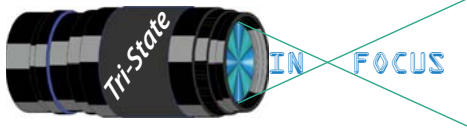
474 attendees

Beautiful Weather!



Photos courtesy John Kubler



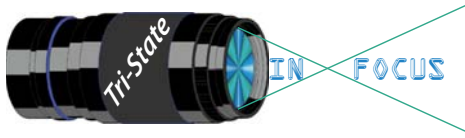


**Please Note changes in meeting dates
due to conflicts at the Center:**

June Meeting Dates will be:

Friday June 18, 2010 - Pictorial (3rd Friday)

Friday June 25, 2010 - Nature (4th Friday)



What Is That ?

Exposure Value (EV) compensation.

EV is a measure for amount of light. It is a combined value of the shutter speed (time duration) and the Aperture (lens opening).

Most cameras have two compensation “buttons”. They can be the “hard” type, found somewhere on the camera casing or the “soft” type found in the menu. Typically they are marked with a +/- symbol. Just what you need, more stuff to figure out how to use or just something you can ignore? After all, you have auto exposure, and there is always Photoshop, right? Let’s look at the buttons, what they do and why you may consider using them.

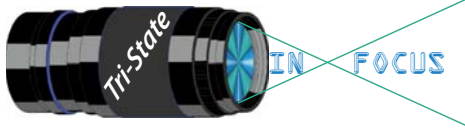
The first, and most used is the Exposure compensation. Each click up or down will add or subtract 1 EV from the exposure the camera’s meter

had calculated for you. Yes, you are overriding the computer. If you are in Aperture mode the shutter speed will go up or down, in Speed mode the Aperture will go up or down, in Program mode both will move. Why do this? To get the right exposure when the camera’s meter is not giving you the exposure you want.

The other compensation button is for the calibration of the built-in or the external flash. This one does not adjust your Aperture or Shutter speed directly, it reduces the flash output to adjust the relative EV between foreground and background.

Sounds complicated? Don’t worry I will discuss this in the upcoming Digital Workshop.

Mogens



TRISTATE PHOTOGRAPHIC SOCIETY COMPETITION CATEGORIES - 2010

<u>Pictorial (1st meeting)</u>	<u>Month</u>	<u>Nature (2nd meeting)</u>
Open Slides or PDI/Informal Prints	January	Wild Animal Babies Slides or PDI/Informal Prints
Books Slides or PDI/Informal Prints	February	Open Slides or PDI/Informal Prints
Open Formal Prints/Slides or PDI	March	Sand Slides or PDI/Informal Prints
Rural Images Slides/Informal Prints	April	Peaks Slides/Informal Prints
Open Slides/Informal Prints	May	Open Formal Prints/Slides
Nightscapes Slides/Informal Prints	June	Open Slides/Informal Prints
Open Formal Prints/Slides	July	Animals With Antlers Or Horns Slides/Informal Prints
Musical Instruments Slides/Informal Prints	August	Poisonous Or Venomous Slides/Informal Prints
Open Slides/Informal Prints	September	Open Formal Prints/Slides
Hobbies Slides/Informal Prints	October	Open Slides/Informal Prints
Open Formal Prints/Slides	November	Raptors Slides/Informal Prints
Architectural Detail Slides/Informal Prints	December	Open Slides/Informal Prints

Reminder:

Limit 1 print for Competitions.

*Additional print(s) will be for
Display and Discussion.*

*A Formal print is Matted only -
no Frames.*

For PDI (Projected Digital Image)

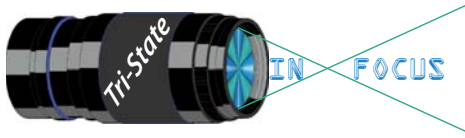
If you would like to participate in the **Projected Digital Images** competitions you can email them to Jerry at jafritsch01@yahoo.com up through the Thursday before each Friday meeting. They should be JPEG format (.JPG file type) with the longest side having 750 pixels or less.

You can re-size the images in your digital processing software, usually under Image, then Image Size. Change the scale to pixels (not inches or cm),

and modify the longest side (height or width) to 750. The other dimension should automatically adjust.

If you don't know how to adjust the size, or can't, feel free to email the image to Jerry. He will adjust the size. For best color results, your JPEG image should also use a sRGB color profile.

Please include your name, the image title, and if you are competing in Tyro or Advanced categories in the e-mail.



Refreshments

May Jane McBreen
June Lane Shafer
July
August
September
October Margie Stigler
November Dale Voelker, Chris Lusk, Don Weideman
December Everyone contributes to the feast!

*Please sign up for
 refreshments.
 We need your help!*

Future Field Trips

May 28? - Digital Camera Workshop (Mentor series workshop with Mogens Nielsen)
June 6 - Cincinnati Zoo
July (Date TBD) - Raptor Inc (Mentor series workshop with Jerry Fritsch)
September 11 - Flash/Lighting workshop (Mentor series workshop with Bob Ebersole)

All dates subject to change. Specific details for each field trip will be provided at the Friday pictorial meeting, or by email the week prior to the event. We will update the plan as it evolves throughout the year. If you have ideas for future field trips, contact Mark.

E-mail Address Change Reminder.

If you change your e-mail address there are lots of people to notify, and it is easy to forget someone who needs to know your new address.

Remember to let Bob Ihrig (rdihrig@fuse.net) know of any address change so he can update this on the List-Serve. Please put "Tri-State" in the subject box.

2010 Tri-State Officers & Chairpersons

President
 Trudy Flowers
Vice-President
 Mark Kahles
Secretary
 Joy Sallee
Treasurer
 John Szabo
Website
 Donna Loughry
Banquet/Refreshments
 Nancy Beers
Equipment
 Robbie Kempf
Slide Projector Operator
 Garry Walter

Location & Setup
 Bob Ihrig
List-Serve News Group Manager
 Bob Ihrig
Exhibits/Publicity
 Don Wiedeman
Field Trips
 Mark Kahles
Membership
 Jerry Carpenter
Nature Slide Chair
 Jerry Fritsch
 Mark Kraus
Pictorial Slide Chairs
 Donna Loughry
 Dale Voelker

Digital Print Pictorial Chairs
 Tate Graham
 Julie Adkins
Digital Print Nature Chairs
 Bob Ebersole
 Dan Thompson
Newsletter
 Donna Loughry
Points/Awards
 Margaret Jones
Programs
 Jeff Snyder
PSA
 Don Weideman